

Surface Mounted
Door Closer

7000 RYOBI




MODELS


STANDARD APPLICATION				PARALLEL ARM APPLICATION				UNIVERSAL VERSION	MAXIMUM DOOR WEIGHT(KG)	MAXIMUM DOOR WIDTH(MM)	
WITHOUT HOLD-OPEN		WITH HOLD-OPEN		WITHOUT HOLD-OPEN		WITH HOLD OPEN		WITHOUT HOLD OPEN		INTERIOR	EXTERIOR
	WITH BACKCHECK	BUILT-IN	HOLD OPEN ARM		WITH BACKCHECK	BUILT-IN	HOLD OPEN ARM				
7001	-	7011	-	7001P	-	7011P	-	7001 Univ.	30	800	-
7002	7002BC	7012	7102	7002P	7002PBC	7012P	7102P	7002 Univ.	45	900	800
7003	7003BC	7013	7103	7003P	7003PBC	7013P	7103P	7003 Univ.	65	950	900
7004	7004BC	-	7104	7004P	7004PBC	-	7104P	7004 Univ.	85	1,050	950
7005	7005BC	-	7105	7005P	7005PBC	-	7105P	7005 Univ.	120	1,200	1,050

TYPE OF INSTALLATION


STANDARD APPLICATION



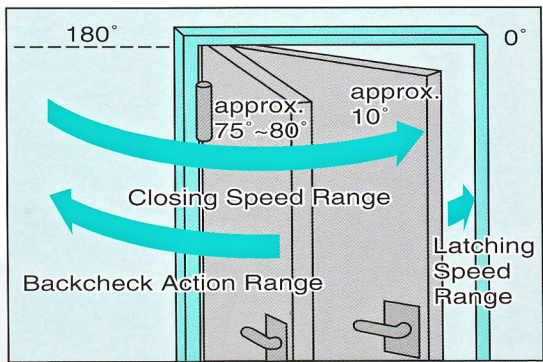
PARALLEL ARM APPLICATION



TOP JAMB APPLICATION

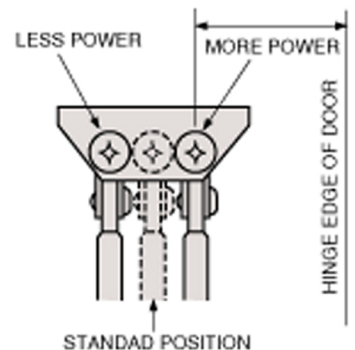


CLOSING OPERATION



LATCHING POWER ADJUSTMENT

By changing the position of the frame arm on the foot bracket closing force at the latch can be increased or decreased. This can be achieved with the foot bracket in position.



FULL HYDRAULIC CONTROL

Controls the door through the entire opening and closing cycles by providing adjustable backcheck upon opening and adjustable general and latch speed through the closing cycle.

OPTIONAL ADJUSTABLE BACKCHECK

A backcheck feature set and adjusted by an independent valve. When introduced the backcheck stalls the opening of the door around 70 degrees. When doors are violently opened by pedestrians or wind, the backcheck feature reduces the likelihood of damage should contact be made with an adjacent wall or obstacle.

ALL SEASON FLUID

All season fluid eliminates the need for seasonal adjustment.

OPTIONAL HOLD-OPEN

The non handed, optional hold open arm allows the door to be held open at any angles between 70 and 180 degrees.

The cam and bearing type hold open mechanism ensures adequate hold open force by adjustable hold open force.

VARIOUS FINISHES

7000 Door Closers are available in SILVER, DARK BRONZE, METALIC LEMON, BLACK and WHITE finishes.