



Mission

OUR MISSION

The principle behind Comelit's commitment is to develop technological innovation, giving voice to the increasing requests for dialogue and relationships among people, commencing from the places where they live and work: this is turned into solutions which have brought about constant and considerable progress in the audio and video door entry system, access control and C.C.T.V. sectors. The many thousands of systems installed to the entire satisfaction of professionals and used every day by many of the worlds population make Comelit one of the most important companies in the sector at a global level.



Comelit's development comes from its capacity to propose solutions for installers who are suited to their work and to market expectations. A wide choice of ranges and quality without compromise, borne witness to by numerous patents, make Comelit the ideal partner in providing advanced technology and interpreting the stylistic trends of modern construction culture.

Certifications

OUR CERTIFICATIONS

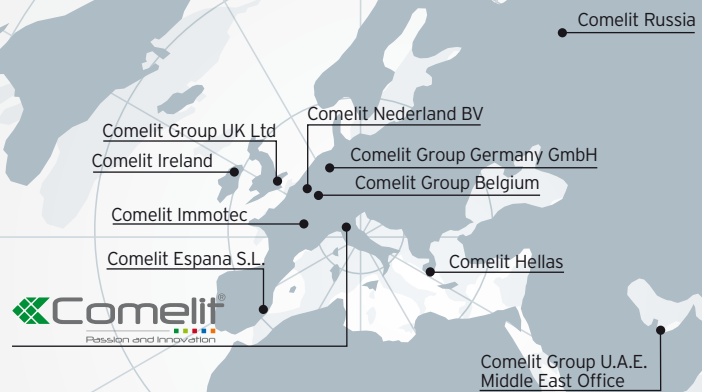
Development of Comelit's production comes from passion, tenacity and intelligence, and above all quality. Thanks to choosing quality, the company has gained a front-line role in the sector worldwide and has grown from all points of view. The numerous and authoritative certifications obtained and which accompany "the company system" and the products offered, bear concrete witness to this attention to quality. Since 1997, ISO 9001 certification confirms management choices consolidated over the years and, since 2004, Comelit has extended its management system to environmental aspects. The ISO 14001 certification underlines the commitment made to working in the logic of sustainable development.



Worldwide

COMELIT WORLDWIDE

With over 50 years' experience and commitment to constant innovation, Comelit designs and manufactures the best Video Door Entry, CCTV, Security and Domestic Automation systems.



Despite its international dimensions, Comelit retains a level of entrepreneurial vitality and attention to customers more typically associated with a genuinely glocal company. Comelit products are sold in over 70 countries worldwide through an extensive technical and sales network. Their quality is guaranteed by leading-edge technological research, ongoing optimisation of functional and application processes and purebred Italian design.

EXCELLENT PRODUCTS FOR GREAT PROJECTS



Services

OUR SERVICES

Assimilating market and installer dynamics, anticipating and interpreting users' expectations: for Comelit these factors are just as important and strategical as technological innovation and reliability of its products. This is why the company has set up and activated a network of services which confirm Comelit in its role of a partner who makes proposals going beyond the solutions to be found in its catalogue.



Professional telephone assistance able to solve all types of problems.



Technical Support

Support given to installers for testing and problem-solving of all kinds.



Comelit
Engineering

An operative division entirely dedicated to providing customers with the ideal solutions for all system requirements which cannot be standardised. This division works out "turnkey" projects, mainly destined for large residential, business and industrial complexes.



WEB

At technical and commercial level, Comelit's internet site provides a complete interface, at the service of installers. A point of reference active 24 hours a day, 365 days a year to provide definite answers, to ask for assistance, to receive advice, etc.

www.comelit.eu

GUIDE TO THE **CATALOGUE**

Simplebus



page 14

SIMPLEBUS

IPower



page 86

IPOWER

Kits



page 92

KIT

Simplicity



page 144

SIMPLICITY

Simplekey



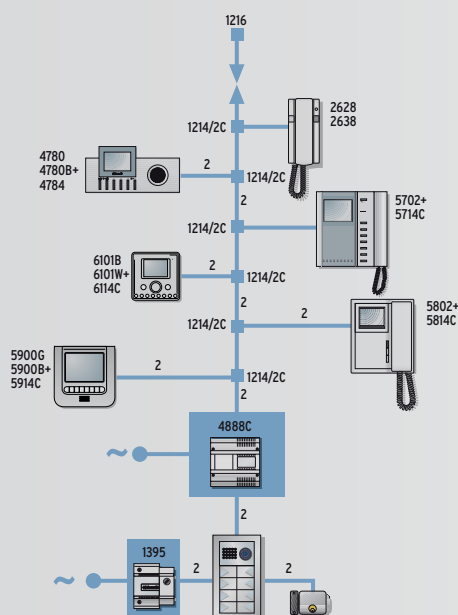
page 152

SIMPLEKEY

Systems

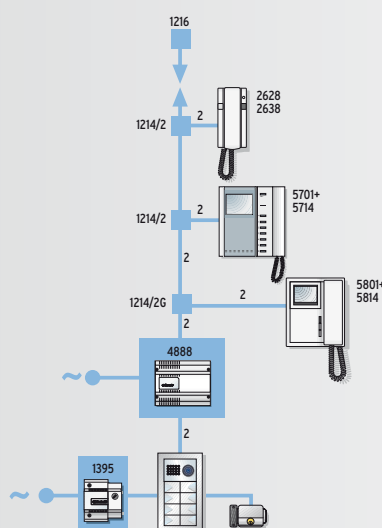
OUR SYSTEMS

SIMPLEBUS COLOR SYSTEM



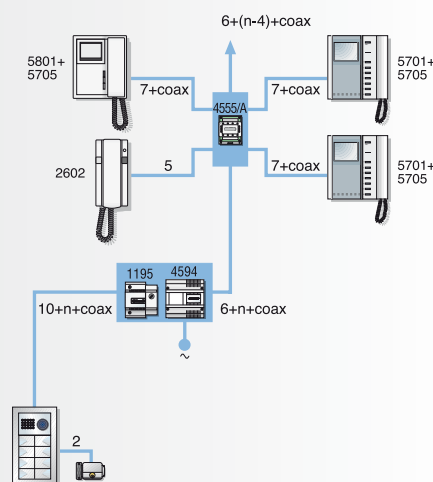
- 2 wires which includes the power for the monitor
- Up to 240 users
- 600-metre distance between farthest monitor and external unit
- No limit to main entrances and secondary entrances
- Porter switchboard
- 8 intercoms per flat
- Use of existing cables
- Possibility of telephone integration
- Possibility of adding separate cameras for video surveillance

SIMPLEBUS2 SYSTEM



- 2 wires which includes the power for the monitor
- Up to 240 users
- 600-metre distance between farthest monitor and external unit
- No limit to main entrances and secondary entrances
- Porter switchboard
- 8 intercoms per flat
- Use of existing cables
- Possibility of telephone integration
- Possibility of adding separate cameras for video surveillance

TRADITIONAL SYSTEM

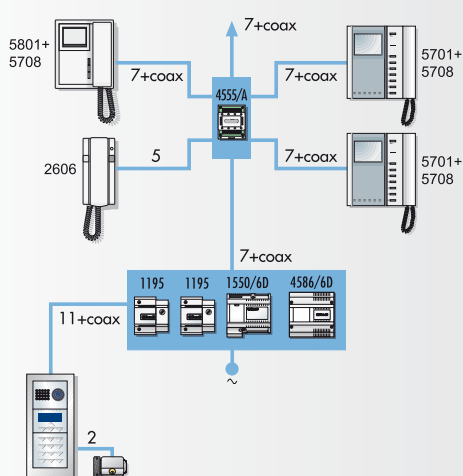


- B/W and colour door entry phone and video entry systems
- No limit to distance
- Unlimited number of users
- Possibility of telephone integration
- Possibility of adding cameras for video surveillance
- Wide choice of external units and internal units

* For further informations please visit www.comelit.co.uk

All Comelit systems are the fruit of original engineering research, which has led to obtaining real records at technological, application and functional level. Each system responds to the quality principles characterising Comelit on the market and are also "problem solving", thanks to their extreme versatility and the possibility of integration between the various solutions.

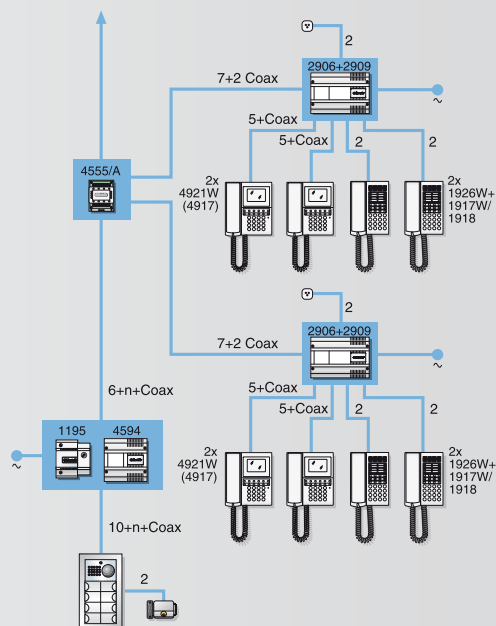
COMELBUS SYSTEM



- 9999 users
- Infinite number of main and secondary entrances also with porter switchboard
- Possibility of connecting external and internal units at distances of up to 2000 metres
- Porter switchboard with numerous functions (technical or panic alarms, Day&Night mode, etc...)

* For further informations please visit www.comelit.co.uk

COMTEL SYSTEM



- Telephone system which can also be integrated with the video entry system with traditional or Simplebus system
- It is possible to answer door entry phone and video entry calls from the telephone
- Possibility of working the door-opening, gate opener, etc. controls from a normal telephone
- Intercom function between extensions
- Possibility of receiving door entry phone or telephone calls on your mobile phone and to activate door opener or gate opener controls remotely
- Possibility of transmitting alarm messages or calls for help to several memorised telephone numbers

* For further informations please visit www.comelit.co.uk

Numerical Index | Articles

Code Article	Page
1026	47
1027	47
1028	47
1122/A	78 - 95 - 99 - 102 - 106 - 109 114 - 118 - 122 - 127 - 132 - 138
1122/C	78
1136/A	78 - 102 - 106 - 109 114 - 118 - 122 - 127
1149	99
1152	85
1157	85
1160	85
1163	85
1164	85
1172	46 - 55
1195	78
1200	78 - 95 - 99
1205/B	102 - 107 - 110 - 114 119 - 123 - 128 - 133 - 139
1212/B	78 - 102 - 107 - 110 - 114 119 - 123 - 128 - 133 - 139
1214/2	78 - 103 - 111
1214/2C	78 - 107 - 115 - 120 - 124 129 - 135 - 140
1214/2G	78
1216	78
1224A	79 - 101 - 106 - 109 114 - 118 - 122 - 127 - 132 - 138
1229	79 - 103 - 108 - 111 - 115 120 - 124 - 129 - 135 - 140
1230	79
1232	79
1234/PW	36
1235	25

Code Article	Page
1236	79
1249/A	79
1251/A	79
1252	80 - 95 - 99 - 104 - 112 - 116 121 - 125 - 130 - 136 - 141
1256	80 - 102 - 106 - 110 - 114 - 118 122 - 128 - 132 - 138
1257	80 - 102 - 106 - 110 - 114 - 120 123 - 128 - 133 - 139
1259/A	80 - 102 - 106
1259C	80 - 114 - 118 - 123 - 128
1296	80
1395	81
1396	90
1397	90
1398	90
1414	81
1415	81
1536	81
1595	25
1602	35 - 46 - 55
1602/V	36 - 47 - 55
1602VC	36 - 47 - 55
1622	19
1622V	19
1622VC	19
1626	64
1627	64
1627B	64
1998A	81
2600/1	64
2600/2	64
2600/3	64
2600/4	64

Code Article	Page
2600/5	64
2602	98
2602BE	98
2602E	98
2608	62 - 103 - 108 - 111 - 116 120 - 124 - 129 - 135 - 140
2610	62 - 108 - 112 - 121 - 125 130 - 136 - 141
2610SH	148
2612	95
2618	62
2628	63 - 103 - 108 - 112 - 116 120 - 124 - 129 - 136 - 140
2628B	63 - 104 - 108 - 112 - 116 120 - 125 - 130 - 136 - 141
2638	63
2642B/16	64 - 99
2642B/28	64
2642W/16	64 - 95 - 98
2642W/28	64
2904	82
3001/R	54
3002/R	54
3003/R	54
3004/R	54
3005/R	54
3006/2/R	54
3006/R	54
3008/2/R	54
3010/2/R	54
3012/2/R	54
3014/2/R	54
3016/2/R	54
3018/2/R	54

Code Article	Page
3020/2/R	54
3020/AV/4	54
3022/2/R	54
3024/4/R	54
3028/4/R	54
3032/4/R	54
3036/4/R	54
3040/4/R	54
3044/4/R	54
3048/4/R	54
3063B	55
3064B	45
3070/A	45
3072/A	45
3110	18 - 32
3110/1	156 - 161
3159	44
3159/1	109 - 122
3160	44
3161	44
3161/A	44
3176	45
3178	45
3179	45 - 156 - 161
3182	45
3183	46
3183SV	46
3186	46
3188	46
3198	46
3201/R	54
3202/R	54
3203/R	54
3204/R	54

Code Article	Page
3205/R	54
3206/2/R	54
3206/R	54
3208/2/R	54
3210/2/R	54
3212/2/R	54
3214/2/R	54
3216/2/R	54
3218/2/R	54
3220/2/R	54
3222/2/R	54
3224/4/R	54
3228/4/R	54
3232/4/R	54
3236/4/R	54
3240/4/R	54
3244/4/R	54
3248/4/R	54
3262	44
3268	44
3309	25 - 36
3311	18 - 32
3312	32
3312/1	105 - 117 - 126 - 131 - 137
3313	18 - 33
3314	32
3316	32
3316/1	105 - 117 - 126 - 131
	137 - 156 - 161
3319	33
3319/1	105 - 117 - 126 - 131 - 137
3320	33
3321	34
3323	34

Code Article	Page
3324	34
3325	34
3326	34
3328	34
3328/PK	106 - 118 - 127 - 132 - 138
3329	35 - 156 - 160
3330	156 - 161
3334	21
3334W	21
3336	21
3340	35
3342	35
3344	35
3345	21
3345W	21
3346	35
3346SV	34
3348	22
3349	22
3349W	22
3360	22
3360W	23
3550	96
3551	96
3554	94 - 113
3560	94
3561	94
3639	23 - 33
3640	23 - 33
3649	33
4389	157 - 163
4576/100	82 - 104
4576/500	82 - 104
4577/100	82

Numerical Index | Articles


Code Article	Page	Code Article	Page	Code Article	Page
4577/500	82	4887	94 - 97 - 101 - 113	5802BM	67
4578/100	82 - 104	4888	83	5802SH	147
4578/500	82 - 104	4888C	83	5814	68
4660	36 - 47 - 55	4889	94 - 98 - 101 - 113	5814C	68
4660/BK	105 - 109	4891A	89	5814K	103
4660C	36 - 47 - 55	4892A	89	5814KC	115
4660KC	117 - 122 - 127 - 132 - 138	4897	84	5900B	77 - 139
4670C	90	4898	84	5900G	77 - 139
4673	23	4898C	84	5912	77 - 140
4680	24	5701	69 - 107 - 110	5914C	77
4680C	24	5701BM	69	5914CI	77
4680K	24	5702	69 - 119 - 123	5914KC	140
4680KC	25	5702BM	69 - 147	6101B	75 - 133
4780	74 - 128	5712	68 - 72 - 103 - 107 - 111	6101C	76 - 135
4780B	74 - 128		115 - 119 - 124	6101D	76 - 135
4781	66 - 130	5714	67 - 70	6101E	76 - 135
4782	66 - 74 - 129	5714/I	70	6101F	76 - 135
4784	66 - 74	5714/K	107 - 110	6101G	76 - 135
4784I	66 - 74	5714C	67 - 71	6101H	76 - 135
4784KC	129	5714CI	71	6101I	76 - 135
4833/A	83 - 106 - 109	5714CV	71	6101J	76 - 135
4833C	83 - 114 - 118 - 122 - 127	5714CSH	148	6101L	76 - 135
	132 - 138	5714KC	119 - 123	6101N	76 - 90 - 135
4834/9	83	5721	69	6101W	75 - 89 - 133
4875/BK	105	5721BM	69	6101Z	76 - 134
4875KC	117 - 127 - 132 - 138	5722	70	6112	75 - 90 - 134
4876/BK	105	5722BM	70 - 147	6114C	75 - 134
4876KC	117 - 127 - 132 - 138	5724C	72	6114CI	75 - 134
4877/BK	109	5733	72 - 107 - 111 - 119 - 124	6117	75 - 134
4877BKC	122	5734	72 - 107 - 111 - 119 - 124	6118	75 - 134
4880	101	5734SH	148	6120	76 - 134
4881	101	5801	67 - 102	6121	76 - 134
4882	113	5801BM	67	6122	76 - 134
4883	113	5802	67 - 115	6228BBM	65

System



Simplebus
System





We had the foresight

An exclusive result of Comelit's research, Simplebus 2 has rapidly gained the trust of installers with technology able to ensure true records in terms of simplicity, rationality and rapidity of work. The characteristics of Simplebus 2 have revolutionised traditional installation methods, optimising all stages and procedures. The extraordinary international success of Simplebus 2 is the best evidence of how technological advancement is immediately received with satisfaction when it means real progress.

So much Time Saved

The major benefit provided by the innovative Simplebus 2 technology is the enormous saving in installation time: about 50% less than traditional systems. The new 2-wire digital system which also includes the power for the monitor. It has also eliminated all the return conductors from external units and, in the case of video entry systems, the coaxial cable, the video distribution amplifiers and the power supply of the monitors as well. The incredible simplicity of Simplebus 2 also reduces the possibility of errors during cabling and installation stages as the conductors are not polarized.



Allowing a 50% saving on installation time.



Two-wire colour system including the power supply.



From 1 to 240 users, ideal for large residential complexes as well.



Up to a distance of 600 metres between the last monitor and the external unit, simply by adding a line amplifier.



Works with any type of cable and also allows use of existing cables.



Fully intercommunicating system up to 8 branches of both door entry phone and video entry phones.



Infinite site solutions, for an unlimited number of main and secondary entrances and porter switchboard.



The simplebus color system is designed and organised to allow the possibility of adding remote cameras for video surveillance of one or more areas.



From audio to video with just a few changes. With Simplebus Color technology, simply add the camera module to the external unit and replace the telephone with the monitor.



Complete application modularity. The principle of rationality and versatility characterising the Simplebus Color system is also confirmed in its technical-structural aspects: the power supply unit is contained in 12 DIN modules and can therefore easily be inserted in a standard 12-module switchboard.



Programming with dip-switches. Only one person and a few seconds are all that is needed to programme the door entry phone, the monitor and the entrance panel, simply by setting the position of the dip-switch for each code.







Mixer with 4 outputs. Simplebus Color has a mixer with 4 outputs to make even complicated plants simply, where, for example, there are several blocks of flats and several staircases.

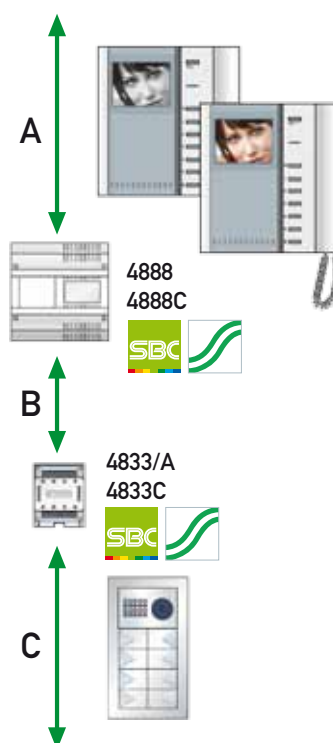
Possibility of using any type of cable

Simplebus Color works perfectly with any type of cable: dedicated Comelit, two-wire, braided, braided and shielded or telephone cable. Simplebus Color is therefore also ideal in refurbishment works because the existing cables can be used. Replacement of telephones with video monitors becomes very simple, as does the realisation of mixed systems.

Maximum distances and characteristics of the conductors

Connection of the equipment is of the non-polarised type. Use of conductors with characteristics other than those prescribed, does not guarantee reaching certain installation distances or good quality of the video signal, so only cables described in the following tables should be used.

Type of cable	MAX distance between Mixer and internal unit	MAX distance between art. 4833/A or 4833C and Mixer art. 4888 or 4888C	MAX Distance between external unit and art. 4833/A or 4833C
	A	B	C
Comelit cable Art. 4577, 1 mm ² cross-section 	200 m	200 m	200 m
Two-wire cable, 1.5 mm ² cross-section 	150 m	100 m	100 m
Braided and shielded cable, 1 mm ² cross-section 	120 m	80 m	80 m
Twisted telephone cable, 0.28 mm ² cross-section 	100 m	150 m	150 m



System

External Units | ICOM



3110 Flush-mounted box for entrance panel.

No. of Modules	Art.	Dimensions
1	3110/1	118x118x45 mm
2	3110/2	118x207x45 mm
3	3110/3	118x297x45 mm
4	3110/4	118x397x45 mm




3311 Module-holder frame complete with cornice for entrance panel.

Made in die-cast aluminium and coated with special weather-resistant paint.

Modules	White	Silver	Anthracite	Dimensions
1	3311/1W	3311/1S	3311/1A	125x125x15,5 mm
2	3311/2W	3311/2S	3311/2A	125x215x15,5 mm
3	3311/3W	3311/3S	3311/3A	125x305x15,5 mm
4	3311/4W	3311/4S	3311/4A	125x395x15,5 mm

* The cornice is also available in the following colours: Grey (3311/G), Blue (3311/B) and Orange (3311/O).



3112 Anodised natural aluminium rain shield for entrance panel.


No. of Modules	Art.	Dimensions
1	33121	135x135,5x60 mm
2	33122	135x225,5x60 mm
3	33123	135x315,5x60 mm
4	33124	261x225,5x60 mm
4L*	33124L	135x405,5x60 mm
6	33126	261x315,5x60 mm
9	33129	387x315,5x60 mm

* 4 modules aligned vertically.



3313 Kit with vandal resistant screws and special key.

Kit made up of two vandal resistant screws for fixing the frame on to the panel. Special key included.



3114 Anodised natural aluminium cornice for entrance panel.

No. of Modules	Art.	Dimensions
1	33141	149x149x3 mm
2	33142	149x239x3 mm
3	33143	149x329x3 mm
4	33144	276x239x3 mm
4L*	33144L	149x419x3 mm
6	33146	276x329x3 mm
9	33149	403x329x3 mm

* 4 modules aligned vertically.



3116 Anodised natural aluminium housing, with rain shield, entrance panel.

No. of Modules	Art.	Dimensions
1	33191	135x135x91 mm
2	33192	135x225x91 mm
3	33193	135x315x91 mm
4	33194	261x225x91 mm
4L*	33194L	135x405x91 mm
6	33196	261x315x91 mm
9	33199	387x315x91 mm

* 4 modules aligned vertically.



1622 Simplebus system audio speaker unit for icom entrance panel.



Audio speaker unit for Simplebus system, complete with terminal block and digital audio management system with Eco-cancelling, watertight loudspeaker and electret microphone; loudspeaker volume can be adjusted from the front. Complete with microprocessor and DIP SWITCH with 8 positions for programming calls to users. 33Vdc power supply via special power supply unit Art. 1595. On-board electronic lock-release function (3A), plus C, NC, NO 10A relay contacts. For use in modules Art. 33400, 33401 and 33402. Dimensions: 102x55x38 mm. Compatible with all SBTOP functions and products. Allows call addressing for up to 120000 users. Timed lock-release input and door open indication.

1622V Module for Simplebus system black and white remote camera for icom entrance panel.



Module which allows modulation and transmission of B/W video signal on the riser. On input it has the composite video signal of a B/W camera. Complete with microprocessor and DIP SWITCH with 8 positions for programming calls to users. 33Vdc power supply via special power supply unit Art. 1595. On-board electronic lock-release function (3A), plus C, NC, NO 10A relay contacts. For use in modules Art. 33400, 33401 and 33402. Dimensions: 102x55x38 mm. Timed lock-release input.

1622VC Module for Simplebus system colour remote camera for icom entrance panel.



Module which allows modulation and transmission of the colour video signal on the riser. On input it has the composite video signal of a colour camera. Complete with microprocessor and DIP SWITCH with 8 positions for programming calls to users. 33Vdc power supply via special power supply unit Art. 1595. On-board electronic lock-release function (3A), plus C, NC, NO 10A relay contacts. For use in modules Art. 33400, 33401 and 33402. Dimensions: 102x55x38 mm. Compatible with all SBTOP functions and products. Allows call addressing for up to 120000 users. Timed lock-release input and door open indication.



33400 Zero-button audio module with black faceplate.



Module designed for audio speaker unit, with black screen-printed faceplate. Nameplates with LED lighting (options: blue, white or off). Designed for use with the relevant audio speaker unit which depends on the wiring system used. Dimensions 112x89,5x32 mm.

System

External Units | ICOM



33400W White faceplate for zero-button audio module.

White screen-printed faceplate accessory for use with audio module 33400.



33401 One-button audio module with black faceplate.

Module designed for audio speaker unit, with black screen-printed faceplate. Nameplates with LED lighting (options: blue, white or off). Designed for use with the relevant audio speaker unit which depends on the wiring system used. Dimensions 112x89,5x32 mm.



33402 Two-button audio module with black faceplate.

Module designed for audio speaker unit, with black screen-printed faceplate. Nameplates with LED lighting (options: blue, white or off). Designed for use with the relevant audio speaker unit which depends on the wiring system used. Dimensions 112x89,5x32 mm.



33401W White faceplate for one/two-button audio module.

White screen-printed faceplate accessory for use with audio module 33401 or 33402.



33410 Zero-button audio/video module with black faceplate.

Module designed for audio/video speaker unit, with black screen-printed faceplate. Nameplates with LED lighting (options: blue, white or off). Designed for use with the relevant audio speaker unit which depends on the wiring system used. Dimensions 112x89,5x32 mm.



33410W White faceplate for zero-button audio/video module.

White screen-printed faceplate accessory for use with audio/video module 33410.



33411 One-button audio/video module with black faceplate.

Module designed for audio/video speaker unit, with black screen-printed faceplate. Nameplates with LED lighting (options: blue, white or off). Designed for use with the relevant audio speaker unit which depends on the wiring system used. Dimensions 112x89,5x32 mm.



33412 Two-button audio/video module with black faceplate.

Module designed for audio/video speaker unit, with black screen-printed faceplate. Nameplates with LED lighting (options: blue, white or off). Designed for use with the relevant audio speaker unit which depends on the wiring system used. Dimensions 112x89,5x32 mm.




33411W White faceplate for one/two-button audio/video module

White screen-printed faceplate accessory for use with audio/video module 33411 or 33412.


33433 Three-button module - Simplebus system.

3-button ICOM entrance panel module for simplebus system. Nameplate lighting options: blue/white/off. Dimensions 112x89,5x40 mm.


33434 Four-button module - Simplebus system.

4-button ICOM entrance panel module for simplebus system. Nameplate lighting options: blue/white/off. Dimensions 112x89,5x40 mm.


33436 Six-button module - Simplebus system.

6-button ICOM entrance panel module for simplebus system. Nameplate lighting options: blue/white/off. Dimensions 112x89,5x40 mm.


3334 Plain module with black faceplate.

Plain module with black faceplate. Dimensions 112x89,5x22.


3334W White faceplate for plain module.

White screen-printed faceplate accessory for Art. 3334. Dimensions 87x85,5x3,5.


3336 Backlight module.

LED backlight module for various indications. Nameplate lighting options: blue/white/off. Contains card for writing names and user codes (max. 12). Dimensions 112x89,5x39 mm.


3345 PTT module with black faceplate.

Module set up for fitting of door lock with key or reading antenna. Dimensions 112x89,5x22 mm.


3345W White faceplate for ptt module.

White faceplate for PTT module.




System

External Units | ICOM



3348 Digital electronic key module for icomcode entrance panel.

Digital electronic key module with keypad LED backlighting. Options: blue, white and off. When a number with between 1 and 8 digits is entered on the keypad, two relays (10A) are activated, allowing electric door locks or other devices to be operated. 12 V AC/DC power supply. Dimensions: 112x89,5x40 mm.



3349 Simplekey module with black faceplate.

Module set up for use with Simplekey reader Art. SK9000 and SK9001. Dimensions 112x89,5x22 mm.



3349W White faceplate for simplekey module

White screen-printed faceplate accessory for art. 3349. Dimensions 87x85,5x3,5 mm



3360 Digital call module complete with electronic directory for icom entrance panel with black faceplate.

Complete with 128x64 dot graphic LCD display and 21-button keypad backlit with blue LEDs. Also functions as a coded electronic key module. It has an electronic name directory module which can store up to 3800 user names and 6400 lock-release PWs. Names can be scrolled using the two search buttons or by entering the initial letter of the required name. Once the right name has been found, press the call button. The user code can also be entered to make the call directly. User programming is simple with the PC software art. 1249B, via USB and RS485 ports. It is compatible with all SBTOP functions and products. It allows call addressing for up to 120000 users. It also allows customisation by means of an initial welcome message and offers dual language user interface operation. It can be used in conjunction with Simplekey electronic keys for automatic updating of names in the directory. Includes Cd-Rom with serial download SW Art. 1249B for installation to PC and a USB connection cable. Can be used to quickly program the directory of names in different calling modes, or to enter the lock-release password and initial welcome message. Allows archive management on PC. Dimensions: 112x180x40 mm.





3360W Digital call module complete with electronic directory for icom entrance panel with white faceplate.



Complete with 128x64 dot graphic LCD display and 21-button keypad backlit with blue LEDs. Also functions as a coded electronic key module. It has an electronic name directory module which can store up to 3800 user names and 6400 lock-release PWs. Names can be scrolled using the two search buttons or by entering the initial letter of the required name. Once the right name has been found, press the call button. The user code can also be entered to make the call directly. User programming is simple with the PC software art. 1249B, via USB and RS485 ports. It is compatible with all SBTOP functions and products. It allows call addressing for up to 120000 users. It also allows customisation by means of an initial welcome message and offers dual language user interface operation. It can be used in conjunction with Simplekey electronic keys for automatic updating of names in the directory. Includes Cd-Rom with serial download SW Art. 1249B for installation to PC and a USB connection cable. Can be used to quickly program the directory of names in different calling modes, or to enter the lock-release password and initial welcome message. Allows archive management on PC. Dimensions: 112x180x40 mm.



3639 Pillar for entrance panel with 1 module, height 170



Pillar made of extruded aluminium provided with aluminium rain hood and base for fixing to the floor by means of the expansion bolts provided.

Article	Description	Dimensions
3639/1	Standard with 1 module	18X170X7,5 cm
3639/2	Standard with 2 modules	18X170X7.5 cm
3639/3	Standard with 3 modules	18X170X7.5 cm

3640 Pillar for entrance panel height 117




Article	Description	Dimensions
3640/1	Standard with 1 module	18X117X7.5 cm
3640/2	Standard with 2 modules	18X117X7.5 cm
3640/3	Standard with 3 modules	18X117X7.5 cm



4673 Audio-video unit for traditional wiring with colour camera for icom entrance panel.



Audio-video unit with traditional wiring with terminal block complete with front-adjustable wide-angle 1/4" CCD colour camera and LED camera illumination. Complete with audio speaker unit featuring a double amplifier, waterproof loudspeaker and electret microphone; microphone and speaker volume can be adjusted from the front. For use with modules art. 33410, 33411 and 33412. Dimensions: 102x55x38 mm.



4680 Simplebus audio-video unit with black and white camera for icom entrance panel



Simplebus system audio-video unit with terminal block complete with front-adjustable wide-angle 1/4" black and white camera and LED camera illumination. Complete with terminal block and digital audio management system with Eco-cancelling, watertight loudspeaker and electret microphone; loudspeaker volume can be adjusted from the front. Complete with microprocessor and DIP SWITCH with 8 positions for programming calls to users. Audio-visual indications for disabled individuals assistance request can be activated via programming. 33Vdc power supply via special power supply unit Art. 1595. On-board electronic lock-release function (3A), plus C, NC, NO 10A relay contacts. For use in modules Art. 33410, 33411 and 33412. Dimensions: 102x55x38 mm. Compatible with all SBTOP functions and products. Allows call addressing for up to 120000 users. Timed lock-release input and door open indication.

4680C Simplebus Color audio-video unit with colour camera for icom ntrance panel




Simplebus Color system audio-video unit with terminal block complete with front-adjustable wide-angle 1/4" colour camera and LED camera illumination. Complete with terminal block and digital audio management system with Eco-cancelling, watertight loudspeaker and electret microphone; loudspeaker volume can be adjusted from the front. Complete with microprocessor and DIP SWITCH with 8 positions for programming calls to users. Audio-visual indications for disabled individuals assistance request can be activated via programming. 33Vdc power supply via special power supply unit Art. 1595. On-board electronic lock-release function (3A), plus C, NC, NO 10A relay contacts. For use in modules Art. 33410, 33411 and 33412. Dimensions: 102x55x38 mm. Compatible with all SBTOP functions and products. Allows call addressing for up to 120000 users. Timed lock-release input and door open indication.

4680K SimplebusKIT audio-video unit with black and white camera for icom entrance panel




SimplebusKIT system audio-video unit with terminal block complete with front-adjustable wide-angle 1/4" colour black and white and LED camera illumination. Complete with terminal block and digital audio management system with Eco-cancelling, watertight loudspeaker and electret microphone; loudspeaker volume can be adjusted from the front. Complete with microprocessor and DIP SWITCH with 8 positions for programming calls to users. Audio-visual indications for disabled individuals assistance request can be activated via programming. 33Vdc power supply via special power supply unit. On-board electronic lock-release function (3A), plus C, NC, NO 10A relay contacts. For use in modules Art. 33410, 33411 and 33412. Dimensions: 102x55x38 mm. Timed lock-release input and door open indication.



4680KC SimplebusKIT audio-video unit with colour camera for icom entrance panel



SimplebusKIT system audio-video unit with terminal block complete with front-adjustable wide-angle 1/4" colour camera and LED camera illumination. Complete with terminal block and digital audio management system with Eco-cancelling, watertight loudspeaker and electret microphone; loudspeaker volume can be adjusted from the front. Complete with microprocessor and DIP SWITCH with 8 positions for programming calls to users. Audio-visual indications for disabled individuals assistance request can be activated via programming. 33Vdc power supply via special power supply unit. On-board electronic lock-release function (3A), plus C, NC, NO 10A relay contacts. For use in modules Art. 33410, 33411 and 33412. Dimensions: 102x55x38 mm. Timed lock-release input and door open indication.



3309 Accessory programming cable

Accessory programming cable.



1235 Kit for printing entrance panel nameplate labels

The kit consists of a CD-Rom with special software and 20 polyester A4 format sheets, and allows rapid and immediate printing of the names on the nameplate labels.



1595 33Vdc power supply unit for icom entrance panel

Power supply unit with 110-230V primary and 33Vdc 500 mA continuous output, and 1,2A inrush current for external unit with ICOM entrance panel. Equipped with internal protection against overcurrent and short circuits. Dimensions: 71,7x90x62 mm (4 DIN modules)



System

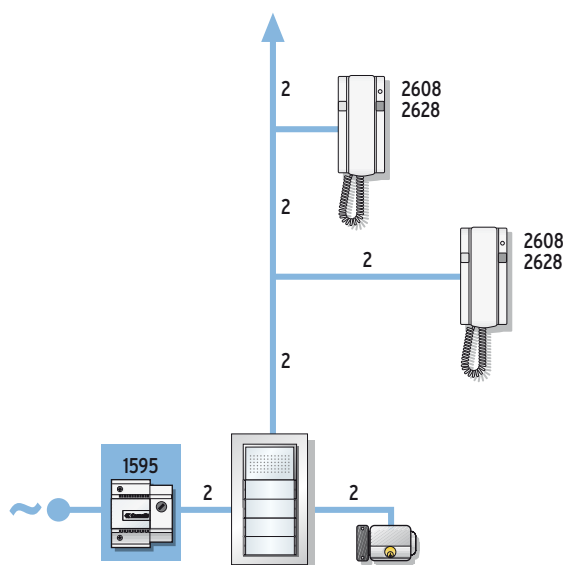
SIMPLEBUS 2 | AUDIO SYSTEM DIAGRAMS





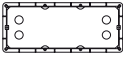















SBC/01S

Door entry phone system consisting of:

- 1 audio entrance with Icom entrance panel
- 1 audio riser



* The cornice is available in the following colours:
White (3311/W), Anthracite (3311/A), Silver (3311/S).

																		
n° users	3110/1	3110/2	3110/3	3110/4	3311/1*	3311/2*	3311/3*	3311/4*	33400	33401	33402	33433	33434	33436	3346	1622	1595	2608
1	1				1					1						1	1	1
2	1				1				1		1					1	1	2
3		1				1						1				1	1	3
4		1				1			1				1			1	1	4
5-6		1				1			1					1		1	1	5-6
7-8		1				1				1				1		1	1	7-8
9-10			1				1		1				1			1	1	9-10
11-12			1				1		1				2			1	1	11-12
13-14			1				1		1		1		2			1	1	13-14
15-16				1				1	1				1			1	1	15-16
17-18				1				1	1				3			1	1	17-18
19-20				1				1		1			3			1	1	19-20
21-22			2				2		1				1		1	1	1	21-22
23-24			2				2		1				4		1	1	1	23-24
25-26			2				2		1		1		4		1	1	1	25-26
27-28			2				2		1				4			1	1	27-28
29-30			2				2		1				5			1	1	29-30
31-32			2				2			1			5			1	1	31-32
33-34				2				2	1				5		1	1	1	33-34
35-36				2				2	1				6		1	1	1	35-36
37-38				2				2			1		6		1	1	1	37-38
39-40				2				2	1				6			1	1	39-40
41-42				2				2	1				7			1	1	41-42
43-44				2				2			1		7			1	1	43-44
45-46			3				3		1				7			1	1	45-46
47-48			3				3		1				8			1	1	47-48
49-50			3				3			1			8			1	1	49-50

SIMPLEKEY

SIMPLICITY

KIT

IPOWER

SIMPLEBUS

System

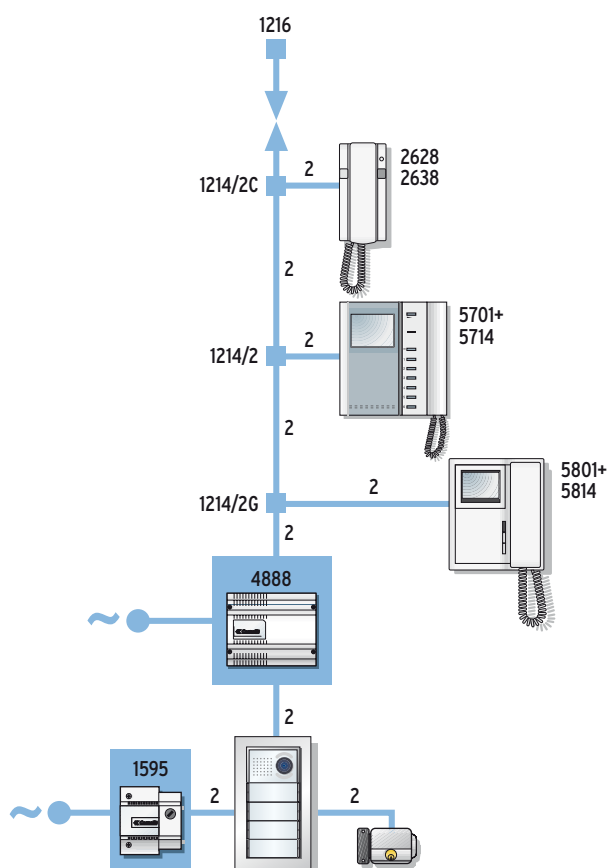
SIMPLEBUS 2 | VIDEO SYSTEM DIAGRAMS





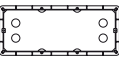


















SB2V/01G

Video entry phone system consisting of:

- 1 audio/video entrance with icom entrance panel
- 1 audio/video riser



* The cornice is available in the following colours:
White (3311/W), Anthracite (3311/A), Silver (3311/S).

																						
n° users	3110/1	3110/2	3110/3	3110/4	3311/1*	3311/2*	3311/3*	3311/4*	33410	33411	33412	33433	33434	33436	3346	4680	1595	4888	5714	5701	5814	5801
1	1				1					1						1	1	1	1	1	1	1
2	1				1						1					1	1	1	2	2	2	2
3		1				1			1			1				1	1	1	3	3	3	3
4		1				1			1				1			1	1	1	4	4	4	4
5-6	1					1			1					1		1	1	1	5-6	5-6	5-6	5-6
7-8	1					1			1					1		1	1	1	7-8	7-8	7-8	7-8
9-10			1				1		1				1			1	1	1	9-10	9-10	9-10	9-10
11-12			1				1		1					2		1	1	1	11-12	11-12	11-12	11-12
13-14			1				1				1			2		1	1	1	13-14	13-14	13-14	13-14
15-16				1				1	1				1	2		1	1	1	15-16	15-16	15-16	15-16
17-18				1				1	1					3		1	1	1	17-18	17-18	17-18	17-18
19-20				1				1	1		1			3		1	1	1	19-20	19-20	19-20	19-20
21-22			2				2		1				1	3		1	1	1	21-22	21-22	21-22	21-22
23-24			2				2		1					4		1	1	1	23-24	23-24	23-24	23-24
25-26			2				2				1			4		1	1	1	25-26	25-26	25-26	25-26
27-28			2				2		1				1	4		1	1	1	27-28	27-28	27-28	27-28
29-30			2				2		1					5		1	1	1	29-30	29-30	29-30	29-30
31-32			2				2				1			5		1	1	1	31-32	31-32	31-32	31-32
33-34				2				2	1				1	5		1	1	1	33-34	33-34	33-34	33-34
35-36				2				2	1					6		1	1	1	35-36	35-36	35-36	35-36
37-38				2				2			1			6		1	1	1	37-38	37-38	37-38	37-38
39-40				2				2	1				1	6		1	1	1	39-40	39-40	39-40	39-40
41-42				2				2	1					7		1	1	1	41-42	41-42	41-42	41-42
43-44				2				2			1			7		1	1	1	43-44	43-44	43-44	43-44
45-46			3				3		1				1	7		1	1	1	45-46	45-46	45-46	45-46
47-48			3				3		1				8	8		1	1	1	47-48	47-48	47-48	47-48
49-50			3				3				1		8	8		1	1	1	49-50	49-50	49-50	49-50

SIMPLEKEY

SIMPLICITY

KIT

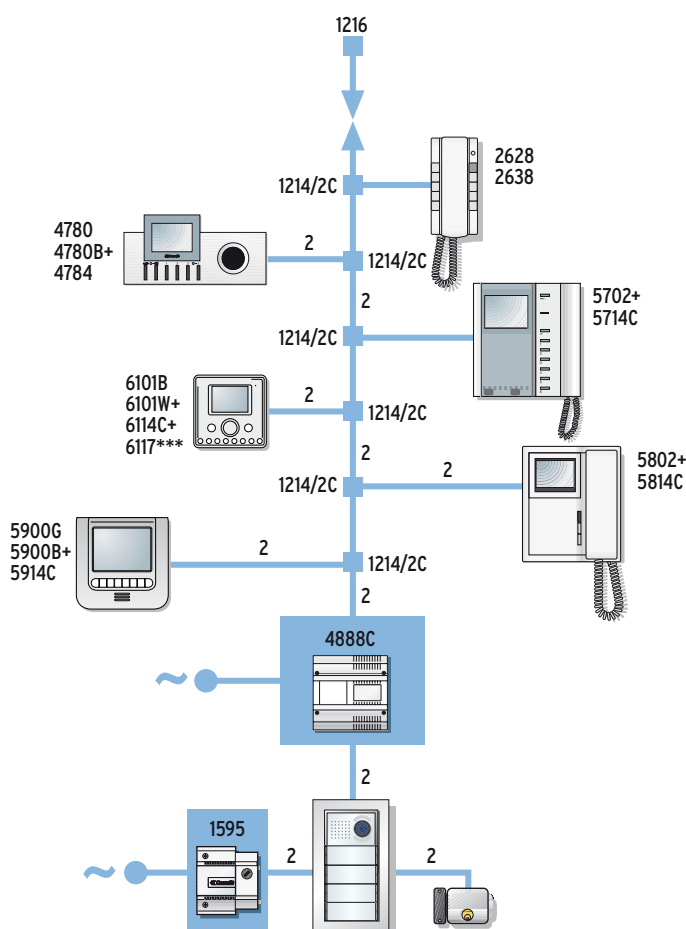
IPOWER

SIMPLEBUS

SB2V/01PX

Colour video entry phone system consisting of:
























- 1 audio/video entrance with lcom entrance panel
- 1 audio/video riser



* The cornice is available in the following colours:
White (3311/W), Anthracite (3311/A), Silver (3311/S).

** Should the DIVA monitor be desired, order art. 4780 in place of art. 5702 and bracket art. 4784 in place of bracket art. 5714C.
For the PLANUX monitor order l'art. 6101B/6101W and bracket art. 6114C.
For the MAESTRO monitor order l'art. 5900B/5900G and bracket art. 5914C.

***Planux monitor has to be used in conjunction with: flush-mount box (art. 6117), wall bracket (art. 6120 - 6121) or desktop base (art. 6112 - 6113). Accessory for tilting the Planux monitor (art.6122) to be used with art. 6121 or flush-mount box art. 6117.

																							
n° users	3110/1	3110/2	3110/3	3110/4	3311/1*	3311/2*	3311/3*	3311/4*	33410	33411	33412	33433	33434	33436	3346	4680C	1595	4888C	**	5714C	**	5814C	5802
1	1				1					1						1	1	1	1	1	1	1	1
2	1				1						1					1	1	1	2	2	2	2	2
3		1				1			1			1				1	1	1	3	3	3	3	3
4		1				1			1				1			1	1	1	4	4	4	4	4
5-6		1				1			1					1		1	1	1	5-6	5-6	5-6	5-6	5-6
7-8		1				1			1					1		1	1	1	7-8	7-8	7-8	7-8	7-8
9-10			1				1		1				1			1	1	1	9-10	9-10	9-10	9-10	9-10
11-12			1				1		1					2		1	1	1	11-12	11-12	11-12	11-12	11-12
13-14			1				1				1			2		1	1	1	13-14	13-14	13-14	13-14	13-14
15-16				1				1	1				1	2		1	1	1	15-16	15-16	15-16	15-16	15-16
17-18				1				1	1					3		1	1	1	17-18	17-18	17-18	17-18	17-18
19-20				1				1			1			3		1	1	1	19-20	19-20	19-20	19-20	19-20
21-22			2			2		2	1			1		3	1	1	1	1	21-22	21-22	21-22	21-22	21-22
23-24			2			2		2	1				4	4	1	1	1	1	23-24	23-24	23-24	23-24	23-24
25-26			2			2		2			1			4	1	1	1	1	25-26	25-26	25-26	25-26	25-26
27-28			2			2		2	1				1	4		1	1	1	27-28	27-28	27-28	27-28	27-28
29-30			2			2		2	1					5		1	1	1	29-30	29-30	29-30	29-30	29-30
31-32			2			2		2			1			5		1	1	1	31-32	31-32	31-32	31-32	31-32
33-34				2		2		2	1				1	5	1	1	1	1	33-34	33-34	33-34	33-34	33-34
35-36				2		2		2	1				6	6	1	1	1	1	35-36	35-36	35-36	35-36	35-36
37-38				2		2		2			1			6	1	1	1	1	37-38	37-38	37-38	37-38	37-38
39-40				2		2		2	1				1	6		1	1	1	39-40	39-40	39-40	39-40	39-40
41-42				2		2		2	1					7		1	1	1	41-42	41-42	41-42	41-42	41-42
43-44				2		2		2			1			7		1	1	1	43-44	43-44	43-44	43-44	43-44
45-46			3				3		1				1	7		1	1	1	45-46	45-46	45-46	45-46	45-46
47-48			3				3		1					8		1	1	1	47-48	47-48	47-48	47-48	47-48
49-50			3				3				1			8		1	1	1	49-50	49-50	49-50	49-50	49-50

SIMPLEKEY

SIMPLICITY

KIT

iPOWER

SIMPLEBUS

System

External units | POWERCOM



3110 Flush-mounted box for entrance panel

No. Modules	Article	Dimensions
1	3110/1	127X127X45 mm
2	3110/2	127X217X45 mm
3	3110/3	127X305X45 mm
4	3110/4	127X397X45 mm

3311 Module-holder frame complete with cornice

Made of die-cast aluminium and coated with special finishes for resistance to external environments.



No. Modules	White	Grey	Bleu	Orange	Dimensions
1	3311/1W	3311/1G	3311/1B	3311/1O	125X125X15.5 mm
2	3311/2W	3311/2G	3311/2B	3311/2O	125X215X15.5 mm
3	3311/3W	3311/3G	3311/3B	3311/3O	125X305X15.5 mm
4	3311/4W	3311/4G	3311/4B	3311/4O	125X395X15.5 mm

3312 Rain shield



No. Modules	Article	Dimensions
1	3312/1	135X135.5X60 mm
2	3312/2	135X225.5X60 mm
3	3312/3	135X315.5X60 mm
4	3312/4	261X225.5X60 mm
4L*	3312/4L	135X405.5X60 mm
6	3312/6	261X315.5X60 mm
9	3312/9	387X315.5X60 mm

* 4 vertical modules.

3314 Cornices



No. Modules	Article	Dimensions
1	3314/1	149X149X3 mm
2	3314/2	149X239X3 mm
3	3314/3	149X329X3 mm
4	3314/4	276X239X3 mm
4L*	3314/4L	149X419X3 mm
6	3314/6	276X329X3 mm
9	3314/9	403X329X3 mm

* The cornice is also available in the following colours: Anthracite (3311/A), Silver (3311/S).

3316 Stainless steel surface-mounted housing



No. Modules	Article	Dimensions
1	3316/1	123X123X32.5 mm
2	3316/2	123X213X32.5 mm
3	3316/3	123X303X32.5 mm
4	3316/4	249X213X32.5 mm
4L*	3316/4L	123X393X32.5 mm
6	3316/6	249X303X32.5 mm
9	3316/9	375X303X32.5 mm

* 4 vertical modules.



3313 Kit with vandal resistant screws and special key

Kit made up of two vandal resistant screws for fixing the frame on to the panel. Special key included.



3319 Surface-mounted housing with rain roof

No. Modules	Article	Dimensions
1	3319/1	135X135X91 mm
2	3319/2	135X225X91 mm
3	3319/3	135X315X91 mm
4	3319/4	261X225X91 mm
4L*	3319/4L	135X405X91 mm
6	3319/6	261X315X91 mm
9	3319/9	387X315X91 mm

* 4 vertical modules.



3639 Pillar for Powercom entrance panel with 1 module, height 170

Pillar made of extruded aluminium provided with aluminium rain hood and base for fixing to the floor by means of the expansion bolts provided.

Article Description	Dimensions
3639/1 Standard with 1 module	18X170X7.5 cm
3639/2 Standard with 2 modules	18X170X7.5 cm
3639/3 Standard with 3 modules	18X170X7.5 cm



3640 Pillar for Powercom entrance panel height 117

Article Description	Dimensions
3640/1 Standard with 1 module	18X117X7.5 cm
3640/2 Standard with 2 modules	18X117X7.5 cm
3640/3 Standard with 3 modules	18X117X7.5 cm



3649 Angled housing for the entrance panel at 45°

Housing made of aluminium which allows the Powercom entrance panel to be angled at 45°. Once installed, the housing angles the entrance panel laterally towards the user for easier and more practical use.

No. Modules	Article	Dimensions
1	3649/1	183X130X100 mm
2	3649/2	183X242X100 mm
3	3649/3	183X354X100 mm



3320 Module preset for audio speaker units

Module preset for audio speaker unit, with stainless steel front and blue LED for nameplate label illumination. To be completed with the relative audio speaker unit which depends on the cabling system used.

No. Pushbuttons	Article	Dimensions
0	3320/0	112X89.5X32 mm
1	3320/1	112X89.5X32 mm
2	3320/2	112X89.5X32 mm



System

External units | POWERCOM



3321

Module preset for audio video units

Module prepared for audio/video speaker unit, with stainless steel front and blue LED for nameplate label illumination. To be completed with the relative audio/video unit which depends on the cabling system used.

No. Pushbuttons	Article	Dimensions
0	3321/0	112X89.5X32 mm
1	3321/1	112X89.5X32 mm
2	3321/2	112X89.5X32 mm



3323

Call pushbutton modules

No. Pushbuttons	Article	Dimensions
3	3323/3	112X89.5X40 mm
4	3323/4	112X89.5X40 mm
6	3323/6	112X89.5X40 mm



3324

Plain module

Dimensions: 112X89.5X22 mm.



3325

PTT module


Dimensions: 112X89.5X22 mm



3326

Module illuminated from the rear


Module illuminated from the rear with LED for various signals. Dimensions: 112X89.5X38 mm.



3346SV

Powercom visual/acoustic signalling unit

The Powercom Unit Art. 3346SV is used to visually and acoustically signal the system operating status, playing voice messages and through 4 coloured LEDs: 1 red LED: call on hold, waiting for a reply, 2 yellow LED: conversation in progress, 3 green LED: door release active and 4 blue LED: line busy. This unit can be mounted on Simplebus 2 and Simplebus Color systems.



3328

Powercode coded access module

Powercode electronic digital key module with keypad illuminated with blue LED's. By entering a number with 1 to 8 figures on the keypad, two relays (10 A) are activated, which allow electric locks or other devices to be operated. 12 V AC/DC power supply. Dimensions: 112X89.5X40 mm.





3329 Powercom module

Designed to house the SK9000 control unit • Stainless steel module for integration into Powercom units • Dimensions: 112X89.5X22 mm.



3340 Digital call module complete with electronic name directory

Complete with 128X64 dot graphic LCD display, keypad with 16 pushbuttons illuminated from the rear with blue LED's. Also operates as coded electronic key. It is complete with electronic name directory, which stores 400 user names. Name scrolling is carried out by using two search pushbuttons or by entering the initials of the name. Once the desired user name is displayed, simply press the call pushbutton. It is also possible to send the call by entering the user code directly. User programming is carried out in a simple way using programmer Art. 1230 or by means of the software for PC Art. 1249/A. Dimensions: 112X180X40 mm.




3342 Electronic name directory module

Electronic name directory module, with 128X64 dot graphic display. It stores 400 user names. Name scrolling is carried out by using two search pushbuttons. Once the desired user name is displayed, simply press the call pushbutton. User programming is carried out in a simple way using programmer Art. 1230 or by means of the software for PC Art. 1249/A. Dimensions: 112X89.5X40 mm.



3344 Name directory/information module

Module illuminated from the rear with blue LED, complete with label for writing the names and codes of the users (12 max). Dimensions: 112X89.5X38 mm.



3346 System engaged signalling module

Complete with flashing blue LED for visual indication of the engaged state. The transparent label is supplied blank to insert the wordings in all languages. Dimensions: 112X89.5X38 mm.



1602 Audio speaker unit

Audio speaker unit for Simplebus system with terminal board and double amplifier, watertight loudspeaker and electret microphone. Both, microphone and loudspeaker volumes, can be adjusted from the front. Complete with microprocessor and DIP SWITCH with 8 positions for programming the calls to the users. 12 V AC power supply (use Art. 1395/A). Electronic door-opening function on board (3A). To be inserted in modules Art. 3320/0, 3320/1 and 3320/2. Dimensions: 102X55X35 mm



1602/V Module for remote camera

Module which allows modulation and transmission of the video signal on the riser. On input it has the composite video signal of a B/W camera. Power supply: 12V AC. Dimensions: 102X55X35 mm.



System

External units | POWERCOM



1602VC Module for remote camera

Module which allows modulation and transmission of the video colour signal on the riser. On input it has the composite video signal of a colour camera. Power supply 12V AC. Dimensions: 102X55X35 mm.




4660 Audio video unit with black and white camera

Simplebus system audio-video unit with terminal board complete with camera pin-hole CCD 1/4" black and white adjustable from the front, and LED camera illumination. Complete with audio speaker unit with double amplifier, watertight loudspeaker and electret microphone. Both, microphone and loudspeaker volumes, can be adjusted from the front. To be inserted in modules arts. 3321/0, 3321/1 and 3321/2. Dimensions: 102X55X35 mm.



4660C Audio video unit with colour camera

Simplebus colour system audio-video unit with terminal board complete with camera pin-hole CCD 1/4" colour adjustable from the front and LED camera illumination. Complete with audio speaker unit with double amplifier, watertight loudspeaker and electret microphone. Both, microphone and loudspeaker volumes, can be adjusted from the front. To be inserted in modules arts. 3321/0, 3321/1 and 3321/2. Dimensions: 102X55X35 mm.



3309 Accessory programming cable

Accessory programming cable.



1234/PW Kit for printing nameplate labels

The kit consists of a floppy disk with a file in word and 20 polyester A4 format sheets, and allows rapid and immediate printing of the names on the nameplate labels.



SIMPLEBUS

IPOWER

KIT

SIMPLICITY

SIMPLEKEY

Note

System

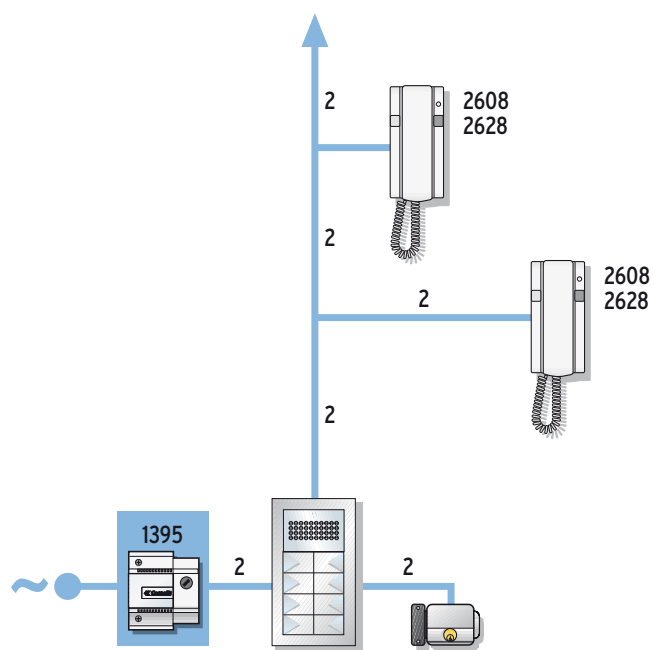
SIMPLEBUS 2 | AUDIO SYSTEM DIAGRAMS









SBC/01S

Door entry phone system consisting of:

- 1 audio entrance with Powercom entrance panel
- 1 audio riser



* The cornice is available in the following colours: Grey (3311/G), White (3311/W), Blue (3311/B) and Orange (3311/O).

																	
n° users	3110/1	3110/2	3110/3	3110/4	3311/1*	3311/2*	3311/3*	3311/4*	3320/0	3320/1	3320/2	3323/3	3323/4	3323/6	1602	1395	2608
1	1				1					1					1	1	1
2	1				1						1				1	1	2
3		1				1			1			1			1	1	3
4		1				1			1				1		1	1	4
5-6		1				1			1					1	1	1	5-6
7-8		1				1				1				1	1	1	7-8
9-10			1				1		1				1	1	1	1	9-10
11-12			1				1		1					2	1	1	11-12
13-14			1				1			1				2	1	1	13-14
15-16				1				1	1				1	2	1	1	15-16
17-18				1				1	1					3	1	1	17-18
19-20				1				1		1				3	1	1	19-20
21-22			2				2		1				1	3	1	1	21-22
23-24			2				2		1					4	1	1	23-24
25-26			2				2			1				4	1	1	25-26
27-28			2				2		1				1	4	1	1	27-28
29-30			2				2		1					5	1	1	29-30
31-32			2				2			1				5	1	1	31-32
33-34				2				2	1				1	5	1	1	33-34
35-36				2				2	1					6	1	1	35-36
37-38				2				2		1				6	1	1	37-38
39-40				2				2	1				1	6	1	1	39-40
41-42				2				2	1					7	1	1	41-42
43-44				2				2			1			7	1	1	43-44
45-46			3				3		1				1	7	1	1	45-46
47-48			3				3		1					8	1	1	47-48
49-50			3				3				1			8	1	1	49-50

SIMPLEKEY

SIMPLICITY

KIT

IPOWER

SIMPLEBUS

System

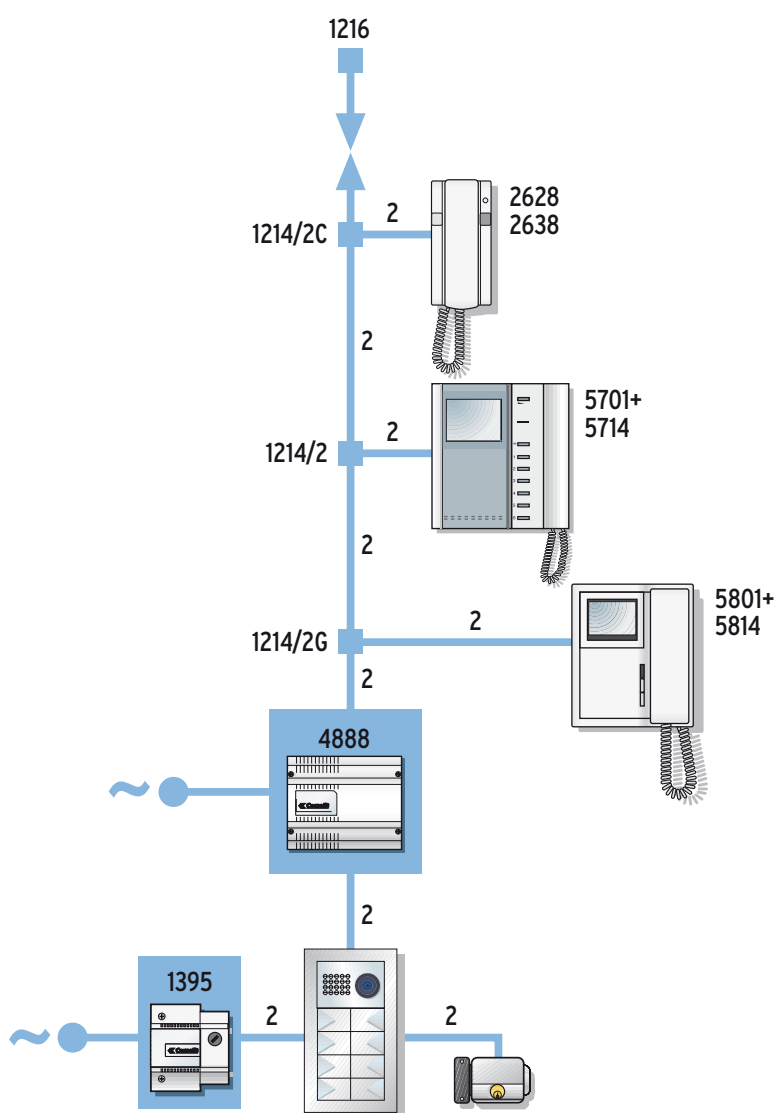
SIMPLEBUS 2 | VIDEO SYSTEM DIAGRAMS




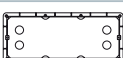
















SB2V/01G

Video entry phone system consisting of:

- 1 audio/video entrance with Powercom entrance panel
- 1 audio/video riser



* The cornice is available in the following colours:
Grey (3311/G), White (3311/W), Blue (3311/B) and Or-
ange (3311/O).

																					
n° users	3110/1	3110/2	3110/3	3110/4	3311/1*	3311/2*	3311/3*	3311/4*	3321/0	3321/1	3321/2	3323/3	3323/4	3323/6	4660	1395	4888	5714	5701	5814	5801
1	1				1				1						1	1	1	1	1	1	1
2	1				1						1				1	1	1	2	2	2	2
3		1				1			1			1			1	1	1	3	3	3	3
4		1				1			1				1		1	1	1	4	4	4	4
5-6		1				1			1					1	1	1	1	5-6	5-6	5-6	5-6
7-8		1				1			1					1	1	1	1	7-8	7-8	7-8	7-8
9-10			1				1		1				1		1	1	1	9-10	9-10	9-10	9-10
11-12			1				1		1				2		1	1	1	11-12	11-12	11-12	11-12
13-14			1				1				1		2		1	1	1	13-14	13-14	13-14	13-14
15-16				1				1	1				1	2	1	1	1	15-16	15-16	15-16	15-16
17-18				1				1	1					3	1	1	1	17-18	17-18	17-18	17-18
19-20				1				1			1		3		1	1	1	19-20	19-20	19-20	19-20
21-22			2				2		1				1	3	1	1	1	21-22	21-22	21-22	21-22
23-24			2				2		1				4	1	1	1	1	23-24	23-24	23-24	23-24
25-26			2				2				1		4	1	1	1	1	25-26	25-26	25-26	25-26
27-28			2				2		1				1	4	1	1	1	27-28	27-28	27-28	27-28
29-30			2				2		1					5	1	1	1	29-30	29-30	29-30	29-30
31-32			2				2				1			5	1	1	1	31-32	31-32	31-32	31-32
33-34				2				2	1				1	5	1	1	1	33-34	33-34	33-34	33-34
35-36				2			2		1					6	1	1	1	35-36	35-36	35-36	35-36
37-38				2			2				1			6	1	1	1	37-38	37-38	37-38	37-38
39-40				2			2		1				1	6	1	1	1	39-40	39-40	39-40	39-40
41-42				2			2		1					7	1	1	1	41-42	41-42	41-42	41-42
43-44				2				2			1			7	1	1	1	43-44	43-44	43-44	43-44
45-46			3				3		1				1	7	1	1	1	45-46	45-46	45-46	45-46
47-48			3				3		1					8	1	1	1	47-48	47-48	47-48	47-48
49-50			3				3				1			8	1	1	1	49-50	49-50	49-50	49-50

SIMPLEKEY

SIMPLICITY

KIT

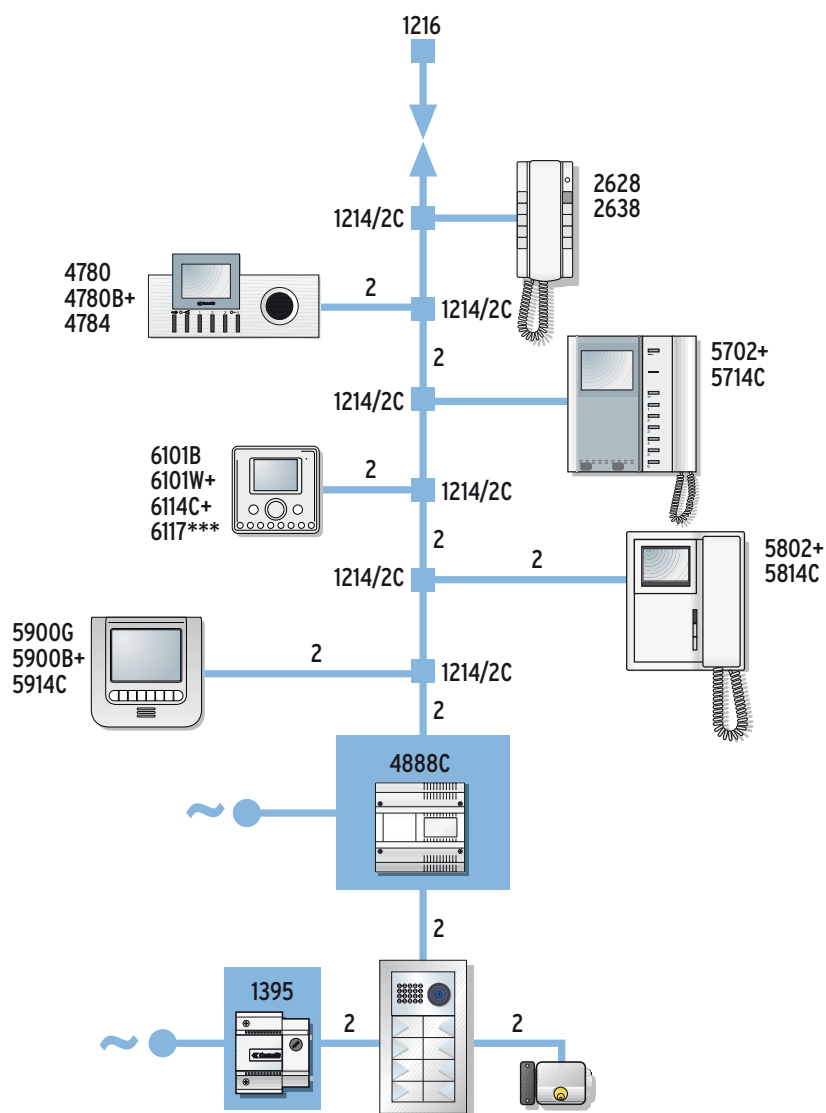
IPOWER

SIMPLEBUS

SB2V/01PX

Colour video entry phone system consisting of:

- 1 audio/video entrance with Powercom entrance panel
- 1 audio/video riser



* The cornice is available in the following colours:
Grey (3311/G), White (3311/W), Blue (3311/B) and
Orange (3311/O).

** Should the DIVA monitor be desired, order art.
4780 in place of art. 5702 and bracket art. 4784 in
place of bracket art. 5714C.
For the PLANUX monitor order l'art. 6101B/6101W
and bracket art. 6114C.
For the MAESTRO monitor order l'art. 5900B/5900G
and bracket art. 5914C.

***Planux monitor has to be used in conjunction
with: flush-mount box (art. 6117), wall bracket (art.
6120 - 6121) or desktop base (art. 6112 - 6113). Acces-
sory for tilting the Planux monitor (art.6122) to be
used with art. 6121 or flush-mount box art. 6117.

System

External units | VANDALCOM



3159 Stainless steel surface-mounted housing


No. Modules	Article	Dimensions
1	3159/1	142X142X58 mm
2	3159/2	142X254X58 mm
3	3159/3	142X366X58 mm



3160 Flush-mounted box

Made of 1.5 mm thick galvanized sheet, complete with special spacers for joining and templating several boxes.


No. Modules	Article	Dimensions
1	3160/1	130X130X58 mm
2	3160/2	130X242X58 mm
3	3160/3	130X354X58 mm



3161 Frame

Made of die-cast aluminium and painted using special powder paints resistant to external environments. Dark grey colour.

No. Modules	Article	Dimensions
1	3161/1	143X143X18 mm
2	3161/2	143X255X18 mm
3	3161/3	143X367X18 mm



3161/A Frame

Made of die-cast aluminium and painted using special powder paints resistant to external environments. Steel grey colour.

No. Modules	Article	Dimensions
1	3161/1A	143X143X18 mm
2	3161/2A	143X255X18 mm
3	3161/3A	143X367X18 mm



3262 Module preset for audio speaker unit

Made of double 2.5 mm stainless steel plate. To be fitted with an audio speaker unit depending on the cabling system used.

No. Pushbuttons	Article	Dimensions
0	3262/0	106X106X5,6 mm
1	3262/1	106X106X5,6 mm
2	3262/2	106X106X5,6 mm



3268 Module Vandalcom preset for audio/video unit

Module made of double 2.5 mm stainless steel plate. To be fitted with audio/video unit which depends on the cabling system used.

No. Pushbuttons	Article	Dimensions
0	3268/0	106X106X5,6 mm
1	3268/1	106X106X5,6 mm
2	3268/2	106X106X5,6 mm





3064B 4-pushbutton module

Module made of double 2.5 mm stainless steel plate, complete with 4 traditional pushbuttons for the Simplebus digital system. Has an EEPROM memory on board to memorize the call code. Dimensions: 106X106X56 mm.



3070/A Steel electronic call module for Simplebus system

Made of double 2.5 mm stainless steel plate, complete with 12 stainless steel pushbutton keypad illuminated from the rear, 16-character alphanumeric display for showing the call codes and interactive messages with the user (engaged, etc.). Also carries out the coded access function with 300 possible different codes with 6 digits. The device controls the relay on board Art. 3262 and 3268. With the PC software Art. 1249/A, it is possible to download codes (up to 6 digits) for calls with indirect addressing. Dimensions: 106X106X56 mm.



3072/A Steel electronic name directory module for Simplebus system

Made of double 2.5 mm stainless steel plate, complete with 4 stainless steel pushbuttons illuminated from the rear and 32-character alphanumeric display. Memorises 400 user names. Name scrolling is carried out using 2 search pushbuttons. Once the name is displayed, simply press the call button. User programming is simple by means of programmer Art. 1230 or using dedicated software for P.C. Art. 1249/A. Dimensions: 106X106X56 mm.



3176 Plain steel module for Vandalcom entrance panels

Made of double 2.5 mm stainless steel plate. Dimensions: 106X106X9 mm.




3178 Traditional steel PTT module for Vandalcom entrance panels

Made of double 2.5 mm stainless steel plate, preset for PTT key. Dimensions: 106X106X9 mm.



3179 Vandalcom module

Designed to house the SK9000 control unit • Stainless steel module for integration into Vandalcom units • Dimensions: 106X106X9 mm.



3182 Steel module without label for Vandalcom entrance panels

Made of double 2.5 mm stainless steel plate without nameplate label, to be etched by the user with 4, 8 or 12 pushbuttons.



No. Pushbuttons	Article	Dimensions
4	3182/4	106X106X56 mm
8	3182/8	106X106X56 mm
12	3182/12	106X106X56 mm

System

External units | VANDALCOM



3183

Vandalcom series module for signalling system engaged for Comelbus and Simplebus digital systems

Made of double 2.5 mm stainless steel plate, it is used to indicate the engaged state of systems with traditional entrance panels. Complete with flashing LED for visual indication of the system state. The white translucent card is supplied blank for printing any instructions Dimensions: 106X106X56 mm.



3183SV

Vandalcom visual/acoustic signalling unit

The Vandalcom Unit Art. 3183SV is used to visually and acoustically signal the system operating status by playing voice messages and through 4 coloured LEDs: 1 red LED: call on hold, waiting for a reply, 2 yellow LED: conversation in progress, 3 green LED: door-release active and 4 blue LED: line busy. This unit can be mounted on Simplebus 2 and Simplebus Color systems.



3186

Steel information / nameplate module

Module made of double 2.5 mm stainless steel plate, complete with white label for general information (house n°, etc.) and pre-printed label with space for printing the names of 12 users. Dimensions: 106X106X9 mm.



3188

Steel Vandalcode access control module for Vandalcom entrance panels

Made of double 2.5 mm stainless steel plate, complete with keypad illuminated from the rear. Has 300 different 8 digit codes available which can be programmed from the keypad to control two relays (10A), operation confirmation tones and relay actuation LED. Relay closing time can be programmed from the keypad. Power supply: 12V AC/DC. Dimensions: 106X106X56 mm.



3198

Anti-tamper contact

Anti-tampering contact to be inserted in the flush-mounted box, Dimensions: 51X18X13 mm.



1172

Spare bulb

24V/3W festoon bulb for nameplate label lighting. Pack of 10 pieces.



1602

Audio speaker unit for Simplebus system.

Audio speaker unit for system Simplebus with terminal board and double amplifier, watertight loudspeaker and electret microphone. Both, microphone and loudspeaker volumes, can be adjusted from the front. Complete with microprocessor and DIP SWITCH with 8 positions for programming the calls to the users. 12 V AC power supply (use Art. 1195). Electronic door-opening function on board (3A). To be inserted in modules Art. 3262/0, 3262/1 and 3262/2. Dimensions: 102X55X35 mm.





1602/V Module for remote camera

Module which allows modulation and transmission of the video signal on the riser. On input it has the composite video signal of a B/W camera. Power supply: 12V AC. Dimensions: 102X55X35 mm



4660 Audio video unit with black and white camera

Simplebus system audio-video unit with terminal board complete with camera pin-hole CCD 1/4" black and white adjustable from the front, and LED camera illumination. Complete with audio speaker unit with double amplifier, watertight loudspeaker and electret microphone. Both, microphone and loudspeaker volumes, can be adjusted from the front. To be inserted in modules arts. 3321/0, 3321/1 and 3321/2. Dimensions: 102X55X35 mm.



1026 Electronic card key for Art. 3335

Electronic proximity key in credit card format. 5 cm reading distance. To be used with Art. 3335.



1027 Key ring type electronic fob for Art. 3335

Electronic proximity key. Key ring type format and dimensions. 5 cm reading distance. To be used with Art. 3335.



1028 Programmer for Art. 3335

Optional programmer for enabling / disabling the electronic keys for Art. 3335. Supplied by batteries not included. Only required if you want to "disable" fobs, or to change the time of the door opener. Can only be used with Art. 3335.



System

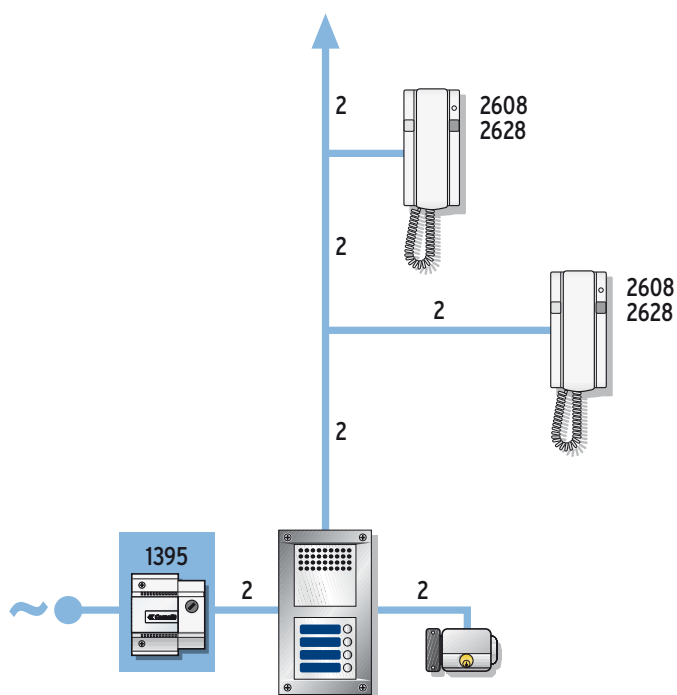
SIMPLEBUS 2 | AUDIO SYSTEM DIAGRAMS


















SBC/01S

Door entry phone system consisting of:

- 1 audio entrance with Vandalcom entrance panel
- 1 audio riser



															
n° users	3160/1	3160/2	3160/3	3161/1	3161/2	3161/3	3262/0	3262/1	3262/2	3064B	3186	1112	1602	1395	2608
1	1			1				1					1	1	1
2	1			1					1				1	1	2
3		1			1					1			1	1	3
4		1			1					1			1	1	4
5-6		1			1				1	1			1	1	5-6
7-8			1			1				2			1	1	7-8
9-10			1			1			1	2			1	1	9-10
11-12		2			2					3			1	1	11-12
13-14		2			2				1	3			1	1	13-14
15-16			2			2				4	1		1	1	15-16
17-18			2			2			1	4	1	1	1	1	17-18
19-20			2			2				5		1	1	1	19-20
21-22			2			2			1	5		1	1	1	21-22
23-24			3			3				6	2	1	1	1	23-24
25-26			3			3			1	6	2	1	1	1	25-26
27-28			3			3				7	1	1	1	1	27-28
29-30			3			3			1	7	1	1	1	1	29-30
31-32			3			3				8		1	1	1	31-32
33-34			3			3			1	8		2	1	1	33-34
35-36			4			4				9	2	2	1	1	35-36
37-38			4			4			1	9	2	2	1	1	37-38
39-40			4			4				10	1	2	1	1	39-40
41-42			4			4			1	10	1	2	1	1	41-42
43-44			4			4				11		2	1	1	43-44
45-46			4			4			1	11		2	1	1	45-46
47-48			5			5				12	2	2	1	1	47-48
49-50			5			5			1	12	2	3	1	1	49-50

SIMPLEKEY

SIMPLICITY

KIT

IPOWER

SIMPLEBUS

System

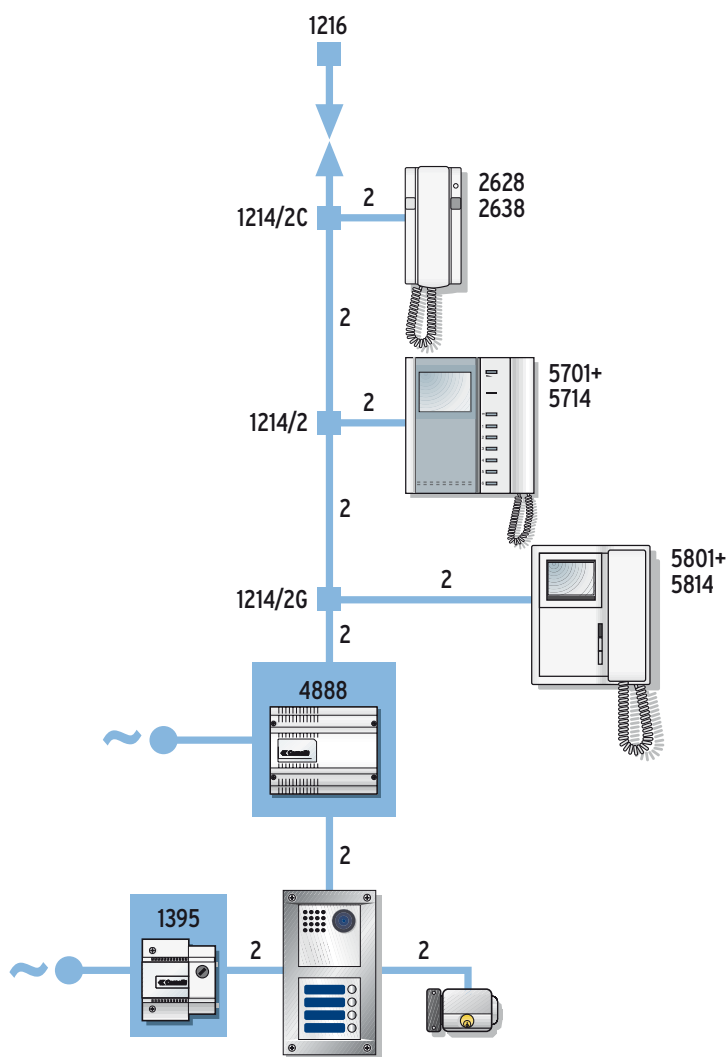
SIMPLEBUS 2 | VIDEO SYSTEM DIAGRAMS



SB2V/01G

Video entry phone system consisting of:

- 1 audio/video entrance with Vandalcom entrance panel
- 1 audio/video riser



																			
n° users	3160/1	3160/2	3160/3	3161/1	3161/2	3161/3	3262/0	3262/1	3262/2	3064B	3186	1112	4660	1395	4888	5714	5701	5814	5801
1	1			1				1					1	1	1	1	1	1	1
2	1			1					1				1	1	1	2	2	2	2
3		1			1		1			1			1	1	1	3	3	3	3
4		1			1		1			1			1	1	1	4	4	4	4
5-6		1			1				1	1			1	1	1	5-6	5-6	5-6	5-6
7-8			1			1				2			1	1	1	7-8	7-8	7-8	7-8
9-10			1			1			1	2			1	1	1	9-10	9-10	9-10	9-10
11-12		2			2		1			3			1	1	1	11-12	11-12	11-12	11-12
13-14		2			2				1	3			1	1	1	13-14	13-14	13-14	13-14
15-16			2			2	1			4	1		1	1	1	15-16	15-16	15-16	15-16
17-18			2			2			1	4	1	1	1	1	1	17-18	17-18	17-18	17-18
19-20			2			2	1			5		1	1	1	1	19-20	19-20	19-20	19-20
21-22			2			2			1	5		1	1	1	1	21-22	21-22	21-22	21-22
23-24			3			3	1			6	2	1	1	1	1	23-24	23-24	23-24	23-24
25-26			3			3			1	6	2	1	1	1	1	25-26	25-26	25-26	25-26
27-28			3			3	1			7	1	1	1	1	1	27-28	27-28	27-28	27-28
29-30			3			3			1	7	1	1	1	1	1	29-30	29-30	29-30	29-30
31-32			3			3	1			8		1	1	1	1	31-32	31-32	31-32	31-32
33-34			3			3			1	8		2	1	1	1	33-34	33-34	33-34	33-34
35-36			4			4	1			9	2	2	1	1	1	35-36	35-36	35-36	35-36
37-38			4			4			1	9	2	2	1	1	1	37-38	37-38	37-38	37-38
39-40			4			4	1			10	1	2	1	1	1	39-40	39-40	39-40	39-40
41-42			4			4			1	10	1	2	1	1	1	41-42	41-42	41-42	41-42
43-44			4			4	1			11		2	1	1	1	43-44	43-44	43-44	43-44
45-46			4			4			1	11		2	1	1	1	45-46	45-46	45-46	45-46
47-48			5			5	1			12	2	2	1	1	1	47-48	47-48	47-48	47-48
49-50			5			5			1	12	2	3	1	1	1	49-50	49-50	49-50	49-50

SIMPLEKEY

SIMPLICITY

KIT

IPOWER

SIMPLEBUS

System

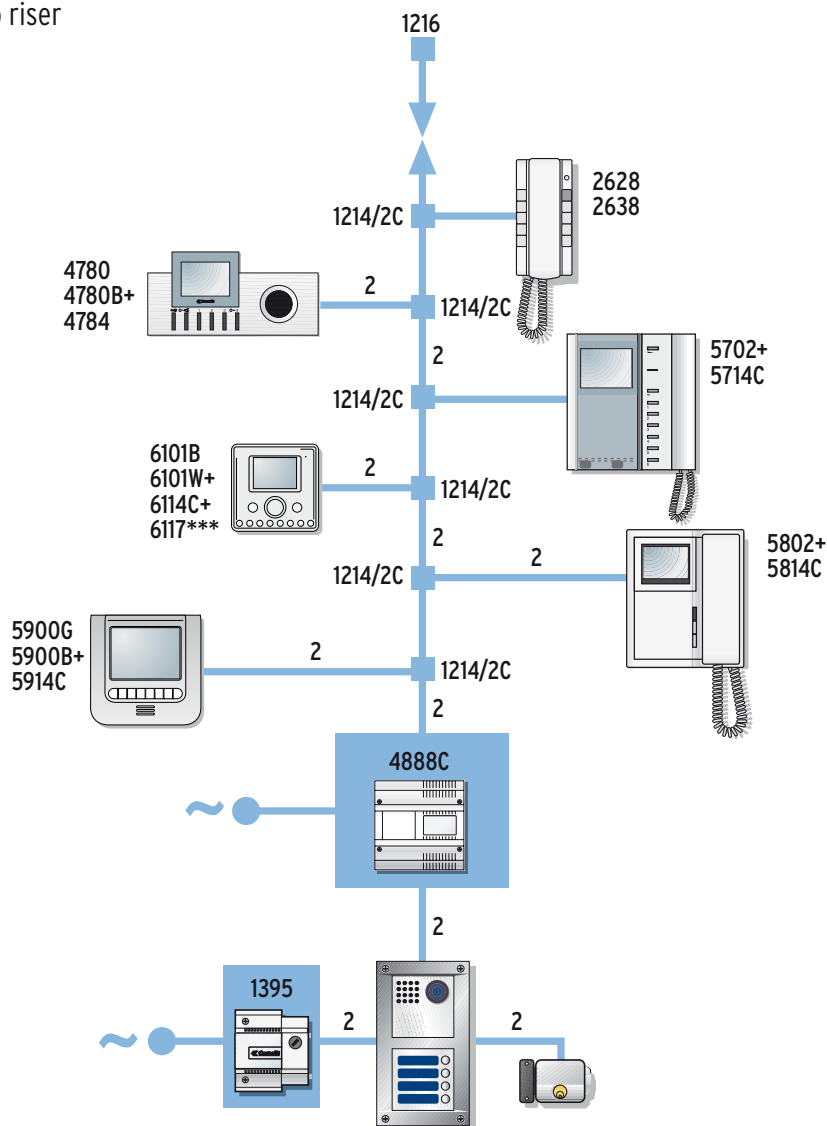
SIMPLEBUS 2 | VIDEO SYSTEM DIAGRAMS



SB2V/01PX












Colour video entry phone system consisting of:

- 1 audio/video entrance with Vandalcom entrance panel
- 1 audio/video riser



** Should the DIVA monitor be desired, order art. 4780 in place of art. 5702 and bracket art. 4784 in place of bracket art. 5714C.
For the PLANUX monitor order l'art. 6101B/6101W and bracket art. 6114C.
For the MAESTRO monitor order l'art. 5900B/5900G and bracket art. 5914C.

*** Planux monitor has to be used in conjunction with: flush-mount box (art. 6117), wall bracket (art. 6120 - 6121) or desktop base (art. 6112 - 6113). Accessory for tilting the Planux monitor (art.6122) to be used with art. 6121 or flush-mount box art. 6117.

																			
n° users	3160/1	3160/2	3160/3	3161/1	3161/2	3161/3	3262/0	3262/1	3262/2	3064B	3186	1112	4660C	1395	4888C	** 5714C	** 5702	5814C	5802
1	1			1				1					1	1	1	1	1	1	1
2	1			1					1				1	1	1	2	2	2	2
3		1			1					1			1	1	1	3	3	3	3
4		1			1					1			1	1	1	4	4	4	4
5-6		1			1				1	1			1	1	1	5-6	5-6	5-6	5-6
7-8			1			1				2			1	1	1	7-8	7-8	7-8	7-8
9-10			1			1			1	2			1	1	1	9-10	9-10	9-10	9-10
11-12		2			2					3			1	1	1	11-12	11-12	11-12	11-12
13-14		2			2				1	3			1	1	1	13-14	13-14	13-14	13-14
15-16			2			2				4	1		1	1	1	15-16	15-16	15-16	15-16
17-18			2			2			1	4	1	1	1	1	1	17-18	17-18	17-18	17-18
19-20			2			2				5		1	1	1	1	19-20	19-20	19-20	19-20
21-22			2			2			1	5		1	1	1	1	21-22	21-22	21-22	21-22
23-24			3			3				6	2	1	1	1	1	23-24	23-24	23-24	23-24
25-26			3			3			1	6	2	1	1	1	1	25-26	25-26	25-26	25-26
27-28			3			3				7	1	1	1	1	1	27-28	27-28	27-28	27-28
29-30			3			3			1	7	1	1	1	1	1	29-30	29-30	29-30	29-30
31-32			3			3				8		1	1	1	1	31-32	31-32	31-32	31-32
33-34			3			3			1	8		2	1	1	1	33-34	33-34	33-34	33-34
35-36			4			4				9	2	2	1	1	1	35-36	35-36	35-36	35-36
37-38			4			4			1	9	2	2	1	1	1	37-38	37-38	37-38	37-38
39-40			4			4				10	1	2	1	1	1	39-40	39-40	39-40	39-40
41-42			4			4			1	10	1	2	1	1	1	41-42	41-42	41-42	41-42
43-44			4			4				11		2	1	1	1	43-44	43-44	43-44	43-44
45-46			4			4			1	11		2	1	1	1	45-46	45-46	45-46	45-46
47-48			5			5				12	2	2	1	1	1	47-48	47-48	47-48	47-48
49-50			5			5			1	12	2	3	1	1	1	49-50	49-50	49-50	49-50

SIMPLEBUS

IPOWER

KIT

SIMPLICITY

SIMPLEKEY

System

External units | ROMA



Flush-mounted brass entrance panel

Door entry telephone entrance panel with front plate made from solid brass plates 3 mm thick with PVD coating. Complete with flush-mounted box and vandalproof screws. All the entrance panels are fitted with lamp holder (without bulb) for 6.3X39 diameter festoon bulb. The entrance panel must be completed with an audio speaker which depends on the type of cabling.

Article	No. Push.	Rows	Plate dim.	Box dim.	No. Lamp holders
3001/R	1	1	135X247X3 mm	15X181X55 mm	1
3002/R	2	1	135X247X3 mm	115X181X55 mm	1
3003/R	3	1	135X293X3 mm	115X227X55 mm	1
3004/R	4	1	135X293X3 mm	115X227X55 mm	1
3005/R	5	1	135X339X3 mm	115X273X55 mm	1
3006/R	6	1	135X339X3 mm	115X273X55 mm	2
3006/2/R	6	2	180X293X3 mm	160X236X55 mm	2
3008/2/R	8	2	180X316X3 mm	160X259X55 mm	2
3010/2/R	10	2	180X339X3 mm	160X282X55 mm	2
3012/2/R	12	2	180X362X3 mm	160X305X55 mm	2
3014/2/R	14	2	180X385X3 mm	160X328X55 mm	4
3016/2/R	16	2	180X408X3 mm	160X351X55 mm	4
3018/2/R	18	2	180X431X3 mm	160X374X55 mm	4
3020/2/R	20	2	180X454X3 mm	160X397X55 mm	4
3022/2/R	22	2	180X477X3 mm	160X420X55 mm	4
3024/4/R	24	4	340X362X3 mm	320X296X55 mm	3
3028/4/R	28	4	340X385X3 mm	320X319X55 mm	6
3032/4/R	32	4	340X408X3 mm	320X342X55 mm	6
3036/4/R	36	4	340X431X3 mm	320X365X55 mm	6
3040/4/R	40	4	340X454X3 mm	320X388X55 mm	6
3044/4/R	44	4	340X477X3 mm	320X411X55 mm	9
3048/4/R	48	4	340X500X3 mm	320X434X55 mm	9



Brass video entry phone entrance panel

Video entry phone entrance panel with front plate made from solid brass plates 3 mm thick with PVD coating. Complete with flush-mounted box and vandalproof fixing screws. All the entrance panels are fitted with lamp holder (without bulb) for 6.3X39 diameter festoon bulb. The entrance panel must be completed with an audio/video unit which depends on the type of cabling.

Article	No. Push.	Rows	Plate dim.	Box dim.	No. Lamp holders
3201/R	1	1	135X247X3 mm	115X181X55 mm	1
3202/R	2	1	135X247X3 mm	115X181X55 mm	1
3203/R	3	1	135X293X3 mm	115X227X55 mm	1
3204/R	4	1	135X293X3 mm	115X227X55 mm	1
3205/R	5	1	135X339X3 mm	115X273X55 mm	1
3206/R	6	1	135X339X3 mm	115X273X55 mm	2
3206/2/R	6	2	180X293X3 mm	160X236X55 mm	2
3208/2/R	8	2	180X316X3 mm	160X259X55 mm	2
3210/2/R	10	2	180X339X3 mm	160X282X55 mm	2
3212/2/R	12	2	180X362X3 mm	160X305X55 mm	2
3214/2/R	14	2	180X385X3 mm	160X328X55 mm	4
3216/2/R	16	2	180X408X3 mm	160X351X55 mm	4
3218/2/R	18	2	180X431X3 mm	160X374X55 mm	4
3220/2/R	20	2	180X454X3 mm	160X397X55 mm	4
3222/2/R	22	2	180X477X3 mm	160X420X55 mm	4
3224/4/R	24	4	340X362X3 mm	320X296X55 mm	3
3228/4/R	28	4	340X385X3 mm	320X319X55 mm	6
3232/4/R	32	4	340X408X3 mm	320X342X55 mm	6
3236/4/R	36	4	340X431X3 mm	320X365X55 mm	6
3240/4/R	40	4	340X454X3 mm	320X388X55 mm	6
3244/4/R	44	4	340X477X3 mm	320X411X55 mm	9
3248/4/R	48	4	340X500X3 mm	320X434X55 mm	9





1602 Audio speaker unit for Simplebus system

Audio speaker unit for Simplebus system with terminal board and double amplifier, watertight loudspeaker and electret microphone. Both, microphone and loudspeaker volumes, can be adjusted from the front. Complete with microprocessor and DIP SWITCH with 8 positions for programming the calls to the users. 12 V AC power supply (use Art. 1195). Electronic door-opening function on board (3A).

Dimensions: 102X55X35 mm.



1602/V Module for remote camera

Module which allows modulation and transmission of the video signal on the riser. On input it has the composite video signal of a B/W camera. Power supply: 12V AC. Dimensions: 102X55X35 mm.



1602VC Module for remote camera

Module which allows modulation and transmission of the video colour signal on the riser. On input it has the composite video signal of a colour camera. Power supply 12V AC.

Dimensions: 102X55X35 mm.



4660 Audio video unit with black and white camera

Simplebus system audio-video unit with terminal board complete with camera pin-hole CCD 1/4" black and white adjustable from the front, and LED camera illumination. Complete with audio speaker unit with double amplifier, watertight loudspeaker and electret microphone. Both, microphone and loudspeaker volumes, can be adjusted from the front. Dimensions: 102X55X35 mm.



4660C Audio video unit with colour camera

Simplebus colour system audio-video unit with terminal board complete with camera pin-hole CCD 1/4" colour adjustable from the front and LED camera illumination. Complete with audio speaker unit with double amplifier, watertight loudspeaker and electret microphone. Both, microphone and loudspeaker volumes, can be adjusted from the front. To be inserted in modules arts. 3321/0, 3321/1 and 3321/2. Dimensions: 102X55X35 mm.



1172 Spare bulb

24V/3W Festoon bulb for nameplate label lighting. To be used with single-plate entrance panels, Vandalcom and Firenze.



3063B Pushbutton Interface

Module for management of the pushbuttons. Operates in combination with the audio/video modules or with audio module. Allows management of 8 pushbuttons. Dimensions: 45X55X30 mm.



System

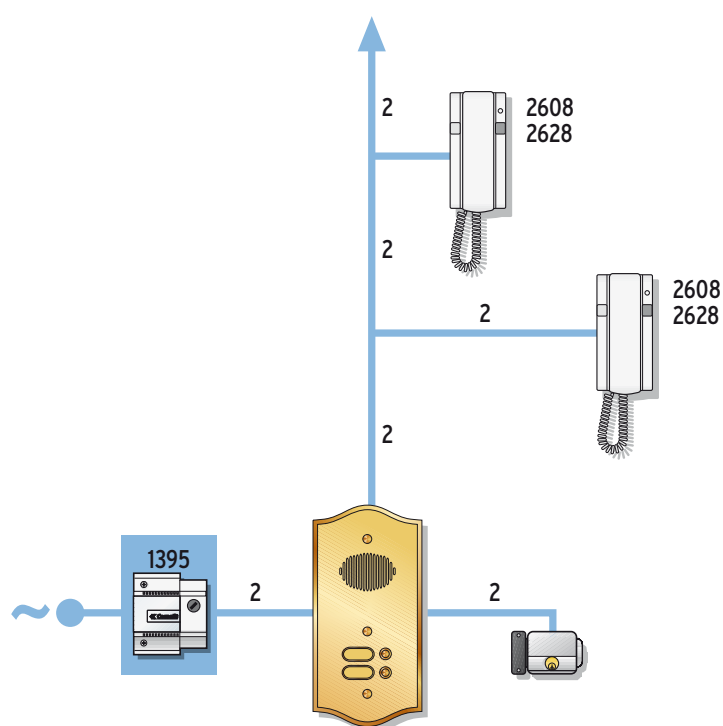
SIMPLEBUS 2 | AUDIO SYSTEM DIAGRAMS



SBC/01S

Door entry phone system consisting of:

- 1 audio entrance with Roma entrance panel
- 1 audio riser



n° users	3001/R	3002/R	3003/R	3004/R	3005/R	3006/R	3008/2/R	3010/2/R	3012/2/R	3014/2/R	3016/2/R	3018/2/R	3020/2/R	3022/2/R	3024/4/R	3028/4/R	3032/4/R	3036/4/R	3040/4/R	3044/4/R	3048/4/R	1602	3063B	1395	2608
1	1																					1	1	1	1
2		1																				1	1	1	2
3			1																			1	1	1	3
4				1																		1	1	1	4
5					1																	1	1	1	5
6						1																1	1	1	6
7-8							1															1	1	1	7-8
9-10								1														1	1	1	9-10
11-12									1													1	1	1	11-12
13-14										1												1	2	1	13-14
15-16											1											1	2	1	15-16
17-18												1										1	2	1	17-18
19-20													1									1	3	1	19-20
21-22														1								1	3	1	21-22
23-24															1							1	3	1	23-24
25-26																1						1	3	1	25-26
27-28																	1					1	4	1	27-28
29-30																		1				1	4	1	29-30
31-32																			1			1	4	1	31-32
33-34																				1		1	4	1	33-34
35-36																						1	5	1	35-36
37-38																				1		1	5	1	37-38
39-40																					1	1	5	1	39-40
41-42																						1	5	1	41-42
43-44																						1	6	1	43-44
45-46																							6	1	45-46
47-48																							6	1	47-48

SIMPLEBUS

IPOWER

KIT

SIMPLICITY

SIMPLEKEY

System

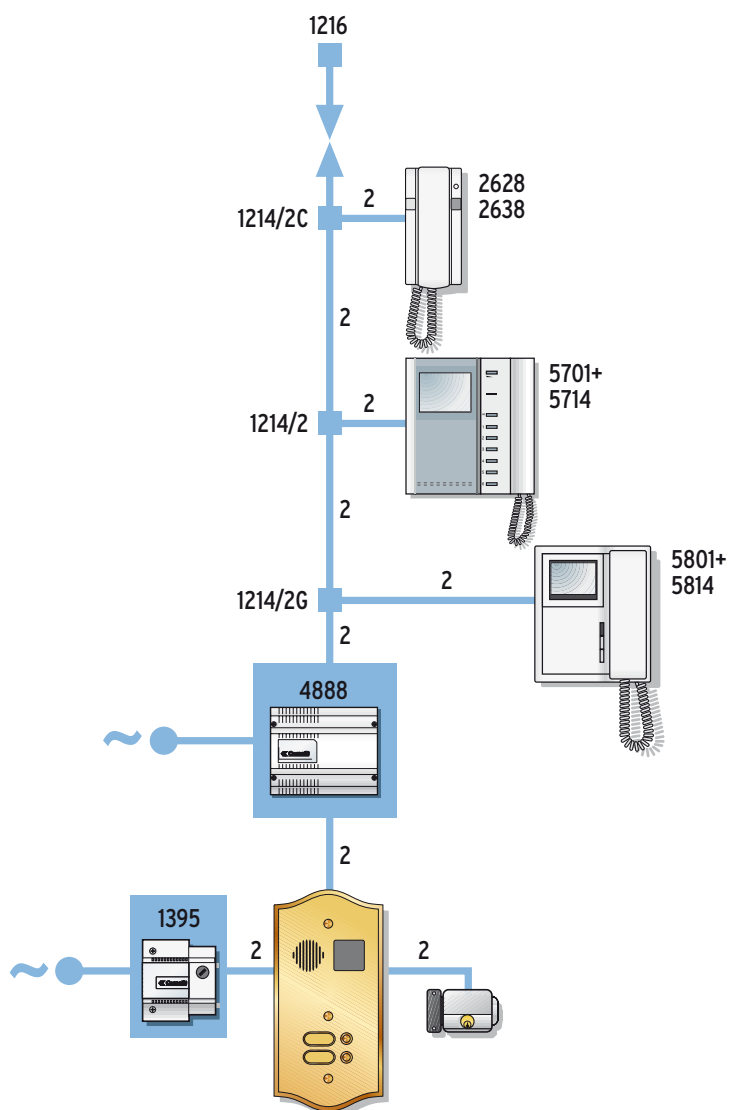
SIMPLEBUS 2 | VIDEO SYSTEM DIAGRAMS

































SB2V/01G

Video entry phone system consisting of:

- 1 audio/video entrance with Roma entrance panel
- 1 audio/video riser



																														
n° users	320/R	3202/R	3203/R	3204/R	3205/R	3206/R	3208/2/R	3210/2/R	3212/2/R	3214/2/R	3216/2/R	3218/2/R	3220/2/R	3222/2/R	3224/4/R	3228/4/R	3232/4/R	3236/4/R	3240/4/R	3244/4/R	3248/4/R	4660	3063B	1395	4888	5714	5701	5814	5801	
1	1																					1	1	1	1	1	1	1	1	
2		1																				1	1	1	2	2	2	2	2	
3			1																			1	1	1	3	3	3	3	3	
4				1																		1	1	1	4	4	4	4	4	
5					1																	1	1	1	5	5	5	5	5	
6						1																1	1	1	6	6	6	6	6	
7-8							1															1	1	1	7-8	7-8	7-8	7-8	7-8	
9-10								1														1	1	1	9-10	9-10	9-10	9-10	9-10	
11-12									1													1	2	1	11-12	11-12	11-12	11-12	11-12	
13-14										1												1	2	1	13-14	13-14	13-14	13-14	13-14	
15-16											1											1	2	1	15-16	15-16	15-16	15-16	15-16	
17-18												1										1	2	1	17-18	17-18	17-18	17-18	17-18	
19-20													1									1	3	1	19-20	19-20	19-20	19-20	19-20	
21-22														1								1	3	1	21-22	21-22	21-22	21-22	21-22	
23-24															1							1	3	1	23-24	23-24	23-24	23-24	23-24	
25-26																1						1	3	1	25-26	25-26	25-26	25-26	25-26	
27-28																	1					1	4	1	27-28	27-28	27-28	27-28	27-28	
29-30																		1				1	4	1	29-30	29-30	29-30	29-30	29-30	
31-32																			1			1	4	1	31-32	31-32	31-32	31-32	31-32	
33-34																				1		1	4	1	33-34	33-34	33-34	33-34	33-34	
35-36																					1	1	5	1	35-36	35-36	35-36	35-36	35-36	
37-38																						1	5	1	37-38	37-38	37-38	37-38	37-38	
39-40																				1		1	5	1	39-40	39-40	39-40	39-40	39-40	
41-42																					1	1	5	1	41-42	41-42	41-42	41-42	41-42	
43-44																					1	1	6	1	43-44	43-44	43-44	43-44	43-44	
45-46																						1	6	1	45-46	45-46	45-46	45-46	45-46	
47-48																						1	6	1	47-48	47-48	47-48	47-48	47-48	

SIMPLEBUS

IPOWER

KIT

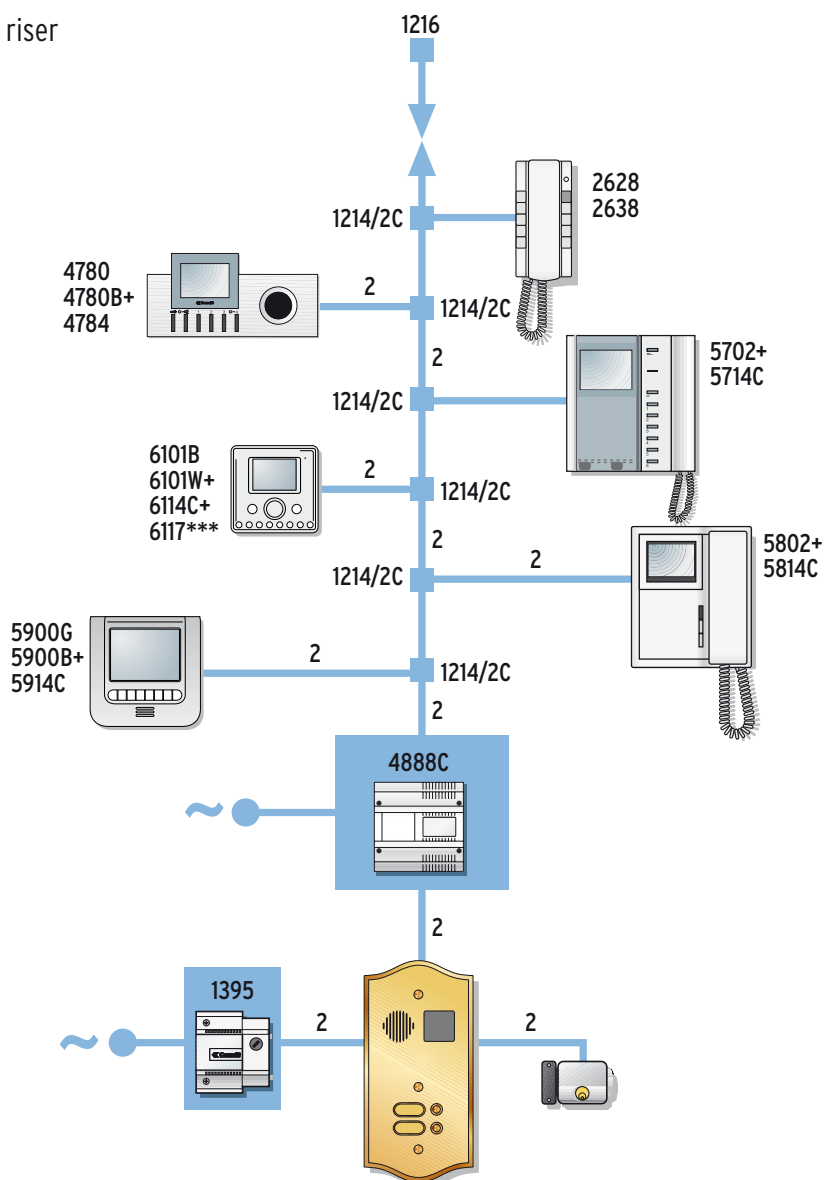
SIMPLICITY

SIMPLEKEY

SB2V/01PX

Colour video entry phone system consisting of:

- 1 audio/video entrance with Roma entrance panel
- 1 audio/video riser



** Should the DIVA monitor be desired, order art. 4780 in place of art. 5702 and bracket art. 4784 in place of bracket art. 5714C.
For the PLANUX monitor order l'art. 6101B/6101W and bracket art. 6114C.
For the MAESTRO monitor order l'art. 5900B/5900G and bracket art. 5914C.

*** Planux monitor has to be used in conjunction with: flush-mount box (art. 6117), wall bracket (art. 6120 - 6121) or desktop base (art. 6112 - 6113). Accessory for tilting the Planux monitor (art.6122) to be used with art. 6121 or flush-mount box art. 6117.

System

Internal Audio units | STYLE



2608 Basic version telephone for digital Simplebus cabling (only for audio systems)

Telephone with electronic call call tone adjustment, privacy of speech, call tone privacy, door open pushbutton and supplementary pushbutton for porter switchboard call or free (C/N.O.). By means of selection jumper, the second pushbutton can be used to control actuator art. 1256. Allows management of the local floor call and call repetition. Complete with dip-switch with 8 positions for selection of the desired user code. With this model, addition of pushbuttons or supplementary LEDs is not possible.

Dimensions: 95X215X58 mm



2610 Elegance version telephone for Simplebus digital cabling with privacy/doctor function and intercom service (the intercom service is only available if the telephone is used in the Bravokit)

Telephone with electronic call, call volume adjustment, privacy of speech, call tone privacy. Fitted as standard with door open pushbuttons, porter switchboard call, actuator control Art. 1256 and LED for various functions (engaged and doctor function). Up to 6 supplementary pushbuttons can be added, of which a maximum of 3 LEDs. Allows management of the floor door call and call repetition. Complete with dip-switch with 8 positions for selection of the desired user code. Telephone to be used in mixed audio/video Simplebus 1, Simplebus 2 systems or in the Bravokit kit. If used in the Bravokit, the telephone has the intercom function. Fitted with branch terminal art. 1214/2C. With this model, the facia can be replaced. Dimensions: 95X215X58 mm.



2618 Elegance version telephone for digital Simplebus cabling with intercom function

Telephone with electronic call, call volume adjustment, call tone privacy, privacy of speech. Fitted as standard with door open pushbuttons and a further 8 pushbuttons preset for the intercom function or various uses (2 of the pushbuttons can be freed for C/N.O. contact). Fitted with an LED for various signals (engaged, doctor function). To programme the intercom code or another function, it is necessary to use the hand-held programmer art. 1251/A. Complete with dip-switch with 8 positions for selection of the desired user code. Allows management of the floor door call and call repetition. Telephone to be used, in combination with interface art. 4897 supplied by transformer art. 1195, in audio or mixed audio/video systems (Simplebus 1 and Simplebus 2) when the intercom function is required. When used in mixed audio/video systems, the telephone requires terminal art. 1214/2C, to be purchased separately. With this model, the facia can be replaced. Dimensions: 95X215X58 mm.





2628 Elegance version telephone for digital Simplebus cabling (for mixed systems)



Telephone with electronic call call volume adjustment, privacy call tone , privacy of speech. Fitted with door open pushbutton, switchboard call, actuator control art. 1256 and free (C/N.O.). Up to 6 supplementary pushbuttons can be added, of which a maximum of 3 LEDs. Allows management of the local floor call and call repetition. Complete with dip-switch with 8 positions for selection of the desired user code. Telephone to be used in mixed audio/video systems (Simplebus 1 and Simplebus 2) or in audio systems when the call repetition function is required. Fitted with terminal 1214/2. With this model, the can facia can be replaced. Dimensions: 95X215X58 mm.



2628B Elegance version black telephone for digital Simplebus cabling (for mixed systems)



Telephone with electronic call call volume adjustment, call tone privacy, privacy of speech. Fitted with door open pushbutton, switchboard call, actuator control art. 1256 and free (C/N.O.). Up to 6 supplementary pushbuttons can be added, of which a maximum of 3 LEDs. Allows management of the floor door call and call repetition. Complete with dip-switch with 8 positions for selection of the desired user code. Telephone to be used in mixed audio/video systems (Simplebus 1 and Simplebus 2) or in audio systems when the call repetition function is required. Fitted with terminal 1214/2. With this model, the facia can be replaced. Dimensions: 95X215X58 mm.



2638 Basic version telephone for simplebus cabling (for mixed systems)



Telephone with electronic call, call volume adjustment, call tone privacy, privacy of speech. Fitted with door open push button, switchboard call, actuator control art. 1256 and free (C/N.O.). By means of selection jumper, the second pushbutton can be used to control actuator art. 1256. Allows management of the local floor call and call repetition. Complete with dip-switch with 8 positions for selection of the desired user code. Telephone to be used in mixed audio/video system (Simplebus 1 e Simplebus 2). Fitted with terminal 1214/2C. With this model, addition of pushbuttons or supplementary LEDs is not possible.

System

Internal Audio units | STYLE



2600/1 Pale blue facia for Style elegance version telephone

2600/2 Green facia for Style elegance version telephone

2600/3 Black facia for Style elegance version telephone

2600/4 Orange facia for Style elegance version telephone

2600/5 Red facia for Style elegance version telephone



2642W/16 White desk base for Style telephones with 16 terminals

White desk conversion kit for all the telephones in the Style series. Complete with 1.5 mt of white cable and connection bushing fitted with 16 connection terminals. Dimensions 84X189X32 mm.



2642B/16 Black desk base for Style telephones with 16 terminals

Black desk conversion kit for all the telephones in the Style series. Complete with 1.5 mt of black cable and connection bushing fitted with 16 connection terminals. Dimensions 84X189X32 mm.



2642W/28 White desk base for Style telephones with 28 terminals

White desk conversion kit for all the telephones in the Style series. Complete with 1.5 mt of white cable and connection bushing fitted with 28 connection terminals. Dimensions 84X189X32 mm.



2642B/28 Black desk base for Style telephones with 28 terminals

Black desk conversion kit for all the telephones in the Style series. Complete with 1.5 mt of black cable and connection bushing fitted with 28 connection terminals. Dimensions 84X189X32 mm.



1626 Additional pushbutton for Style Elegance version series telephones

Pushbutton to be inserted in the base of the telephone. Takes up the space of one element.



1627 Additional LED for Style Elegance version series telephones

Blue LED to be inserted in the base of the telephone. Takes up the space of one element. 12-24V AC-DC operation.



1627B Additional LED for Style Elegance Black version series telephones

Blue LED to be inserted in the base of the telephone. Takes up the space of one element. 12-24V AC-DC operation.



System

Internal Audio units | EASYCOM



6228B

Easycom absolute black hands-free door entry phone

Hands-free door-entry phone with electronic call, call volume adjustment, privacy service, loudspeaker volume adjustment and conversation privacy. Fitted as standard with 3 buttons for audio operation, with audio active indicator LED, lock-release command and command for actuator Art. 1256. The buttons can be configured differently for switchboard call and actuator functions. Allows floor door call and call repetition management. Complete with dip-switch with 8 positions for selection of the desired user code. Door-entry phone for use in mixed audio/video Simplebus 1 and Simplebus 2 systems or in Simplebus KITS. Intercom function (to devices with the same address) in kit and Simplebustop systems. Fitted with distribution terminal art. 1214/2C. It is compatible with all SB-TOP functions and products. Allows direct intercommunication between users with the same address (without the aid of an interface or porter switchboard), separate call to main switchboard, secondary switchboard and guardian door-entry phone. Colour: black. Dimensions: 90x160x28 mm.



6228BBM

Easycom absolute black hands-free door entry phone with induction loop



6228W

Easycom all white hands-free door entry phone

Hands-free door-entry phone with electronic call, call volume adjustment, privacy service, loudspeaker volume adjustment and conversation privacy. Fitted as standard with 3 buttons for audio operation, with audio active indicator LED, lock-release command and command for actuator Art. 1256. The buttons can be configured differently for switchboard call and actuator functions. Allows floor door call and call repetition management. Complete with dip-switch with 8 positions for selection of the desired user code. Door-entry phone for use in mixed audio/video Simplebus 1 and Simplebus 2 systems or in Simplebus KITS. Intercom function (to devices with the same address) in kit and Simplebustop systems. Fitted with distribution terminal art. 1214/2C. It is compatible with all SB-TOP functions and products. Allows direct intercommunication between users with the same address (without the aid of an interface or porter switchboard), separate call to main switchboard, secondary switchboard and guardian door-entry phone. Colour: white. Dimensions: 90x160x28 mm.



6228WBM

Easycom all white hands-free door entry phone with induction loop



SIMPLEBUS

IPOWER

KIT

SIMPLICITY

SIMPLEKEY

System

Internal Audio units | DIVA



4781 Diva hands-free telephone

Made with ABS and an aluminium facia, hands-free function and call volume adjustment. Fitted with 1 door-opening pushbutton, 1 speech pushbutton provided with LED indication, 1 pushbutton for the "privacy" or manual speak/listen function provided with LED and 3 free (N.O.) pushbuttons for various services. It can be converted into the desk version by adding art. 4782.

Dimensions: 94X260X38 mm.



4784 Bracket for Simplebus Color

Bracket for Simplebus Color cabling system required to complete the DIVA monitor and telephone.



4784I Bracket for Simplebus Color cabling with intercom function

Bracket for Simplebus Color cabling system required to complete the DIVA monitor and telephone.



4782 Desk base

Desk base made of anodised aluminium, allows conversion of the DIVA monitor into the desk version. Complete with 1.5 mt of cable and connection bushing for connection.

Dimensions: 84X104X245 mm.



System

Internal Video units | GENIUS



5801 Genius Monitor in B/W version

Genius monitor with 4" B/W screen, white matt finish. Fitted as standard with blue door-open pushbutton and two grey pushbuttons for various functions. It has brightness control and a selector for the call volume, adjustable to three different positions (high, medium and low). It can be converted into a desk version using art. 5712. Dimensions: 204X225X63 mm.




5802 Genius Monitor in COLOUR version

Genius monitor with 3,5" colour screen, white matt finish. Fitted as standard with blue door-open pushbutton and two grey pushbuttons for various functions. the brightness control and a selector for the call volume, adjustable to three different positions (high, medium and low). It can be converted into the desk version using art. 5712. Dimensions: 204X225X63 mm.



5802BM Genius monitor in colour version with induction loop



5714 Bracket for Simplebus cabling of Bravo handset version monitor

Bracket for digital Simplebus 2 system (but can also be used in Simplebus 1 systems) required to complete the Bravo handset version monitor.. The standard pushbuttons on the monitor takes on the functions of door open pushbutton, porter switchboard call or free pushbutton (C/N.O.) and staircase lighting pushbutton or video request. It manages the local floor call and call repetition as standard. Complete with DIP SWITCH with 8 positions for programming the user code. Addition of the pushbutton card art. 5733 allows availability of 4 supplementary pushbuttons. All the pushbuttons can be programmed by means of programmer art. 1251/A which allows the various functions to be set. Fitted with branch terminal art. 1214/2.



5714C Bracket for intercom service Simplebus Color cabling of Bravo handset version monitor

Bracket for digital Simplebus Color system required to complete the Bravo handset version monitor when the intercom service is required. The video door entry monitor is complete with privacy of speech. The standard pushbuttons on the monitor takes on the functions of door open pushbutton, porter switchboard call or free pushbutton (C/N.O.) internal lighting pushbutton or video request. It manages the local floor call and call repetition as standard. Complete with DIP SWITCH with 8 positions for programming the user code. Addition of the pushbutton card art. 5733 allows availability of 4 supplementary pushbuttons. All the pushbuttons can be programmed by means of programmer art. 1251/A which allows the various functions to be set. Fitted with branch terminal art. 1214/2C.



SIMPLEBUS

IPOWER

KIT

SIMPLICITY

SIMPLEKEY

System

Internal Video units | GENIUS



5814 Standard bracket for Simplebus 2 cabling of B/W version Genius monitor

Bracket for Simplebus 2 digital system, required to complete the Genius monitor. The pushbuttons on the monitor take on the door open pushbutton function, porter switchboard call or control for a generic actuator (relay art. 1256) and staircase lighting or video request pushbutton. Complete with DIP SWITCH with 8 positions for programming the user code. Fitted with branch terminal art. 1214/2G.



5814C Standard bracket for Simplebus Color cabling of colour version Genius monitor

Bracket for Simplebus Color digital system, required to complete the Genius monitor. The pushbuttons on the monitor take on the door open pushbutton function, porter switchboard call or control for a generic actuator (relay art. 1256) and staircase lighting or video request pushbutton. Complete with DIP SWITCH with 8 positions for programming the user code. Fitted with branch terminal art. 1214/2C.



5712 Desk base

Allows both the B/W and colour Genius monitor to be converted into the desk version. Complete with 2 m of cable and connection box. Dimensions: 173X186.5X174 mm.



System

Internal Video units | BRAVO

SIMPLEBUS

IPOWER

KIT

SIMPLICITY

SIMPLEKEY



5701 Bravo handset version B/W monitor

Handset version Bravo monitor with 4" B/W screen, The chrome keys, the brilliant white gloss finish combined with the silver colour base combined with the etched glass effect facia,. It is fitted as standard with door open pushbuttons and two pushbuttons for various functions, signalling LED, brightness adjustment, contrast adjustment, and slide call volume adjustment. The "Call tone" function, which allows the call tone to be temporarily excluded, is standard and is obtained by positioning the call volume on zero. It can be converted into a desk version with art. 5712. Dimensions: 212X225X55 mm.



5701BM Bravo handset version B/W monitor with induction loop



5702 Bravo handset version COLOUR Monitor

Handset version Bravo monitor with 3.5" colour screen, The chrome keys, the brilliant white gloss finish combined with the silver colour base combined with the etched glass effect facia,. It is fitted as standard with door open pushbuttons and two pushbuttons for various functions, signalling LED, brightness adjustment, contrast adjustment, and slide call volume adjustment. The "Call tone" function, which allows the call tone to be temporarily excluded, is standard and is obtained by positioning the call volume on zero. It can be converted into a desk version with art. 5712. Dimensions: 212X225X55 mm.



5721 Bravo hands-free version B/W monitor

Hands-free version Bravo monitor with 4" B/W screen, The chrome keys, the brilliant white gloss finish combined with the silver colour base combined with the etched glass effect facia,. It is fitted as standard with door open pushbuttons and two pushbuttons for various functions, signalling LED, brightness adjustment, contrast adjustment, and slide call volume adjustment. The "Call tone" function, which allows the call tone to be temporarily excluded, is standard and is obtained by positioning the call volume on zero. The loudspeaker is mobile and can be lifted to the ear when you require a conversation to be private. It can be converted into a desk version with art. 5712. Dimensions: 212X225X55 mm.



5721BM Bravo hands-free version B/W monitor with induction loop



System

Internal Video units | BRAVO



5722 Bravo hands-free version colour monitor

Hands-free version Bravo monitor with 3,5" colour screen, The chrome keys, the brilliant white gloss finish combined with the silver colour base combined with the etched glass effect facia,. It is fitted as standard with door open pushbuttons and two pushbuttons for various functions, signalling LED, brightness adjustment, contrast adjustment, and slide call volume adjustment. The "Call tone" function, which allows the call tone to be temporarily excluded, is standard and is obtained by positioning the call volume on zero. The loudspeaker is mobile and can be lifted to the ear when you require a conversation to be private. It can be converted into a desk version with art. 5712. Dimensions: 212X225X55 mm.



5722BM Bravo hands-free version colour monitor with induction loop



5714 Bracket for Simplebus cabling of Bravo handset version monitor


Bracket for digital Simplebus 2 system (but can also be used in Simplebus 1 systems) required to complete the Bravo handset version monitor. The standard pushbuttons on the monitor takes on the functions of door open pushbutton, porter switchboard call or free pushbutton (C/N.O.) and staircase lighting pushbutton or video request. It manages the local floor call and call repetition as standard. Complete with DIP SWITCH with 8 positions for programming the user code. Addition of the pushbutton card art. 5733 allows availability of 4 supplementary pushbuttons. All the pushbuttons can be programmed by means of programmer art. 1251/A which allows the various functions to be set. Fitted with branch terminal art. 1214/2.



5714/I Bracket for intercom service Simplebus cabling of Bravo handset version monitor

Bracket for digital Simplebus 2 system required to complete the Bravo handset version monitor when the intercom service is required. The video door entry monitor is complete with privacy of speech. The standard pushbuttons on the monitor takes on the functions of door open pushbutton, porter switchboard call or free pushbutton (C/N.O.) internal lighting pushbutton or video request. It manages the local floor call and call repetition as standard. Complete with DIP SWITCH with 8 positions for programming the user code. Addition of the pushbutton card art. 5733 allows availability of 4 supplementary pushbuttons. All the pushbuttons can be programmed by means of programmer art. 1251/A which allows the various functions to be set.





5714C Bracket for Simplebus Color cabling for BRAVO handset version Monitor



Bracket for digital Simplebus Colour system needed to complete the Bravo handset version monitor. The bracket is complete with conversation privacy. The standard pushbuttons on the monitor take on the function of door opener pushbutton, porter switchboard call (alternatively, this can be set as a control for actuator art. 1256) or free pushbutton (C/N.O.) and internal lighting pushbutton or video request. It manages the floor door call and call repetition as standard. Complete with DIP SWITCH with 8 positions for programming the user code. Addition of the pushbutton card art. 5733 allows availability of 4 supplementary pushbuttons. All the pushbuttons can be programmed by means of programmer art. 1251/A which allows the various functions to be set. Fitted with branch terminal art. 1214/2C.

5714CI Bracket for intercom service Simplebus cabling of Bravo handset version monitor



Bracket for digital Simplebus Color system (but can also be used in Simplebus 1 systems) required to complete the Bravo handset version monitor. The standard pushbuttons on the monitor takes on the functions of door open pushbutton, porter switchboard call or free pushbutton (C/N.O.) and staircase lighting pushbutton or video request. It manages the local floor call and call repetition as standard. Complete with DIP SWITCH with 8 positions for programming the user code. Addition of the pushbutton card art. 5733 allows availability of 4 supplementary pushbuttons. All the pushbuttons can be programmed by means of programmer art. 1251/A which allows the various functions to be set.

5714CV Bracket for Simplebus Color cabling for BRAVO handset version Monitor



Bracket for digital Simplebus Colour system needed to complete the Bravo handset version monitor. The bracket is fitted with a video card for the connection of an external camera (via coaxial cable) which picture is viewed on the monitor upon a floor call. The camera picture can also be viewed by pressing the self ignition button. The bracket has to be used with art. 1212/B. Thanks to the local power supply the video floor call is possible even when the system is busy. The video card has a 12V DC output (100mA max) for the camera supply as well as a C.NO contact on button 3 of the monitor (not available with the Genius monitor). It is not possible to add any push-button cards or supplementary leds such as 5733 and 5734. The bracket is complete with conversation privacy. The standard pushbuttons on the monitor take on the function of door opener pushbutton, porter switchboard call (alternatively, this can be set as a control for actuator art. 1256) or free pushbutton (C/N.O.) and internal lighting pushbutton or video request. It manages the floor door call and call repetition as standard. Complete with DIP SWITCH with 8 positions for programming the user code. Fitted with branch terminal art. 1214/2C.

System

Internal Video units | BRAVO




5724C Bracket for Simplebus cabling of Bravo HANDSFREE version monitor

Bracket for digital Simplebus colour system required to complete the Bravo hands-free version monitor. The video door entry monitor is complete with privacy of speech. The standard pushbuttons on the monitor take on the function of door open pushbutton, porter switchboard call or free pushbutton (C/N.O.) and internal lighting pushbutton or video request. It manages the local floor call and call repetition as standard. Complete with DIP SWITCH with 8 positions for programming the user code. Addition of the pushbutton card art. 5733 allows availability of 4 supplementary pushbuttons. All the pushbuttons can be programmed by means of programmer art. 1251/A which allows the various functions to be set. Fitted with branch terminal art. 1214/2C.




5712 Desk base

Allows conversion into desk version of all the GENIUS/BRAVO monitors both in the handset and hands-free versions. Complete with 2 mt of cable and connection box. Dimensions: 173X186.5X174 mm.



5733 Card with 4 additional pushbuttons

Card with 4 additional pushbuttons (N/O or for digital services), provided with screws. Can be inserted inside all the BRAVO series monitors rapidly without having to open the monitor.



5734 Card with 2 additional pushbuttons and 2 additional LEDs

Card with 2 additional pushbuttons (N/O or for digital services) and 2 additional LEDs, provided with screws. Can be inserted inside all the BRAVO series monitors rapidly without having to open the monitor.



COLOURED TEMPLATE KIT

To satisfy all aesthetic requirements, it is possible to buy 10 single coloured templates of the same colour or a complete kit containing the 10 coloured templates available. For the purchase to purchase a template, add a slash followed by the code indicated below to the Bravo monitor code.

For example, to purchase a kit with 10 an orange templates suitable for the BRAVO B/W handset version art. 5701, n° 1 art 5701/C/3 must be ordered.

DESCRIPTION CODE

C/A - Kit with 10 coloured templates

C/1 - Kit with 10 Black templates

C/2 - Kit with 10 Silver templates

C/3 - Kit with 10 Orange templates

C/4 - Kit with 10 Bright green templates

C/5 - Kit with 10 Multi-coloured vertical striped templates

C/6 - Kit with 10 Grass design templates

C/7 - Kit with 10 Child's drawing templates

C/8 - KKit with 10 Shaded light blue templates

C/9 - Kit with 10 Shaded red templates

C/10 - Kit with 10 Earth design templates

**C/1****C/2****C/3****C/4****C/5****C/6****C/7****C/8****C/9****C/10**

System

Internal Video units | DIVA



4780 Diva hands-free telephone

Made of ABS with aluminium front, fitted with hands-free function, call volume adjustment. Fitted with a door open pushbutton, an open speech channel pushbutton provided with LED, 1 pushbutton for the "Call tone privacy" function provided with LED and 3 free pushbuttons (N.O.) for various services. It can be converted into a desk version by adding art. 4782. Dimensions: 260X127X38 mm.



4780B Black diva hands-free monitor

Made of ABS with aluminium front, fitted with hands-free function, call volume adjustment. Fitted with a door open pushbutton, an open speech channel pushbutton provided with LED, 1 pushbutton for the "Call tone privacy" function provided with LED and 3 free pushbuttons (N.O.) for various services. It can be converted into a desk version by adding art. 4782. Dimensions: 260X127X38 mm.



4784 Bracket for Simplebus Colour

Cabling system required to complete the DIVA monitor and Telephone.



4784I Bracket for Simplebus Color cabling with intercom function

Bracket for Simplebus Color cabling system required to complete the DIVA monitor and telephone.



4782 Desk base

Desk base made of anodised aluminium, allows conversion of the DIVA intercom into a desk version. Complete with 1.5 mt of cable and box for connection. Dimensions: 84X104X245 mm.



System

Internal Video units | PLANUX



6101B Planux monitor in black

3.5" colour monitor with OSD. Equipped with "sensitive touch" technology and full-duplex hands-free function. Audio, ringtone, colour, brightness and contrast controls. You can select the ringtone you want from a choice of 7 different tunes. Equipped with door lock release pushbutton with LED, audio enable/disable pushbutton with LED, privacy or doctor function (selectable from menu) pushbutton, automatic switch-on pushbutton, 2 spare pushbuttons for various uses and 4 pushbuttons for menu access, navigation and confirmation. The monitor can be converted into a desktop version using art. 6112. Dimensions 145X145X33mm.



6101W Planux monitor in white

3.5" colour monitor with OSD. Equipped with "sensitive touch" technology and full-duplex hands-free function. Audio, ringtone, colour, brightness and contrast controls. You can select the ringtone you want from a choice of 7 different tunes. Equipped with 1 door lock release pushbutton with LED, audio enable/disable pushbutton with LED, privacy or doctor function (selectable from menu) pushbutton, automatic switch-on pushbutton, 2 spare pushbuttons for various uses and 4 pushbuttons for menu access, navigation and confirmation. The monitor can be converted into a desktop version using art. 6112. Dimensions 145X145X33mm.



6114C Bracket for wiring Simplebus Color for Planux monitor

The video door entry system is complete conversation privacy as standard. Handles local floor calls and call repetition as standard. Dimensions: 96X106X17 mm.



6114CI Bracket with intercom function for wiring Simplebus Color for Planux monitor

The video door entry system is complete with conversation privacy. Handles local floor calls and call repetition as standard. Dimensions: 96X106X17 mm.



6112 Desktop base with 8 terminals for Planux monitor

Desktop base for converting the Planux monitor for desktop use. Complete with 2 m of RJ45 terminated cable for the use of RJ45 wall sockets and connection box. Dimensions: 145X190X120 mm.



6117 Flush-mount box for Planux monitor

Flush-mount box for Planux monitor. For use with with tilt accessory art. 6122. Dimensions: 132X132X50 mm.



6118 Mounting kit for plasterboard walls.

SIMPLEBUS

IPOWER

KIT

SIMPLICITY

SIMPLEKEY

System

Internal Video units | PLANUX



	6120 Surface housing for Planux monitor Surface housing for Planux monitor. Cannot be used with tilt accessory art. 6122. Dimensions: 145X145X26 mm.	
	6121 Surface Housing for Planux monitor Long bracket for wall-mounting of Planux monitor. For use with tilt accessory art. 6122. Dimensions: 145X145X45 mm.	
	6122 Tilt accessory for Planux monitor Accessory for tilting the Planux monitor, for use in conjunction with art. 6121 or flush-mount box art. 6117. Dimensions: 136X136X40 mm. Maximum tilt 20°.	
	6101Z Planux template with two buttons Planux was also designed for people who want the utmost simplicity of use from their internal unit and only want entry call and door lock release functions.	
	6101D Green Valley - Templates Prestige	
	6101E Madre Perla - Templates Prestige	
	6101C Wengé - Templates Prestige	
	6101J Gold - Templates Prestige	
	6101F Rock Violet - Templates Trendy	
	6101G Orange Sunshine - Templates Trendy	
	6101H Royal Red - Templates Trendy	
	6101I Blue Sky - Templates Trendy	
	6101L White - Templates Classic	
	6101N Black - Templates Classic	

System

Internal Video units | MAESTRO



5900G Maestro Silver Monitor

Colour monitor with 5.6" high-resolution display. Made in ABS with aluminium fascia, half-duplex handsfree function with audio, ringtone, colour and contrast controls. Fitted with 1 door-opening pushbutton, 1 audio pushbutton, 1 pushbutton for the privacy function and 5 push-buttons for a variety of functions.

The monitor converts into the desktop version with art. 5912.

Dimensions: 185X185X38mm.



5900B Maestro Black Monitor

Colour monitor with 5.6" high-resolution display. Made in ABS with aluminium fascia, half-duplex handsfree function with audio, ringtone, colour and contrast controls. Fitted with 1 door-opening pushbutton, 1 audio pushbutton, 1 pushbutton for the privacy function and 5 push-buttons for a variety of functions.

The monitor converts into the desktop version with art. 5912.

Dimensions: 185X185X38mm.



5914C Simplebus Color bracket for Maestro monitor

Bracket for Simplebus Color system, required for Maestro monitor. Handles local floor calls and call repetition as standard. Maestro pushbuttons 1 to 5 can be programmed with programmer art. 1251/A which allows the various functions to be set. 1 button can be free with a N.O contact on the terminal block. Equipped with LED input for a variety of signals.

Dimensions: 116X110X19 mm.



5914CI Bracket for Simplebus Color with intercom function for Maestro monitor

Bracket for Simplebus Color system with intercom function, required for Maestro monitor. Handles local floor calls and call repetition as standard. Maestro pushbuttons 1 to 5 can be programmed with programmer art. 1251/A which allows the various functions to be set. 1 button can be free with a N.O contact on the terminal block. Equipped with LED input for a variety of signals.

Dimensions: 116X110X19 mm.



5912 Desk base for Maestro monitor

Desk base converts the Maestro monitor into the desktop version. Complete with 2 m of cable and connection box. Dimensions: 180X180X180 mm.



SIMPLEBUS

IPOWER

KIT

SIMPLICITY

SIMPLEKEY

System

Power supplies and accessories



	<p>1122/A Relay All systems. 12-24 V DC-AC 10 A relay for general uses. Can be controlled directly, for call repetition, from terminals S+ and S of the brackets and/or from the digital telephones Dimensions: 68X85X35 mm (4 DIN modules).</p>	
	<p>1122/C Relay Like Article 1122/A but with a second commutation for the video signal. Dimensions: 66X85X35 mm (4 DIN modules).</p>	
	<p>1136/A Relay 12-24V DC-AC with 2 commutations (4 DIN mod.) Relay 12/24V DC-AC 5A for general uses with 2 commutations. Dimensions: 66X85X35 mm (4 DIN modules).</p>	
	<p>1195 Transformer which can be applied onto a DIN rail with 12/24 Vac secondary, suitable for internal use in white plastic container All systems. Transformer with 230V primary. 0-12-24V AC / 60 VA secondary for intermittent use on the 24V output. The transformer is fitted with PTC internal protection.</p>	
	<p>1200 Transformer Transformer with primary 230V, secondary 12V AC / 15 VA for continuous use. Dimensions: 53X95X65 mm (3 DIN modules).</p>	
	<p>1212/B Power supply for additional monitor Power supply with 110V AC input, 0-20V DC / 15VA output. The transformer is fitted with PTC internal protection. Dimensions: 71.5X90X62 mm (4 DIN modules).</p>	
	<p>1214/2 Branch terminal Line branch terminal. The terminal must be connected on the riser to be branched towards brackets or telephones.</p>	
	<p>1214/2C Branch terminal for Simplebus Color system Line branch terminal. The terminal must be connected on the riser to be branched towards brackets or telephones.</p>	
	<p>1214/2G Branch terminal to be used with Genius monitor Line branch terminal for GENIUS monitor. The terminal must be connected on the riser to be branched towards brackets or telephones.</p>	
	<p>1216 Line termination terminal Line termination terminal. Provided as standard with mixer art. 4896. To be mounted at the end of the riser, according to the indications given in the technical documentation, to optimise distribution of the signals.</p>	



1224A Audio or audio/video switching device for Simplebus systems

Switching device for audio or audio-video systems with 2 or more entrances. Complete with 2 DIP SWITCHES with 8 positions for defining the user range of the riser. 12V AC power supply. (use transformer Art. 1200/U). Dimensions: 60X85X35 mm (4 DIN modules).



1229 Additional Sounder

Additional bell for call repetition can be controlled directly from terminals S- and S+ of the brackets and/or from the telephones. Surface-mounted or on civil series 503 box. Dimensions: 110X75X29 mm.



1230 Programmer

Infrared programmer for electronic name directory. Complete with alphanumerical keypad, it allows the name and code of the user to be stored without connections of conductors between the programmer and electronic name directory, and therefore also with the entrance panel installed and in use. 9V battery power supply.



1232 Filter for call repetition output

Filter which can be used for call repetition, to be used on the call repetition terminals of brackets arts. 5714, 5714/I, 5714C and 5714CI.



1236 Bus power supply

Module to be used on the part of the system before mixer art. 4896 or in audio systems to increase the number of users or accessories connectable to a port. 12V AC power supply or 20 V DC. Dimensions: 60X85X35 mm (4 DIN modules).



1249/A Software

Software on CD ROM to be installed on a PC, complete with cable for connection between the digital module art. 3340, 3342, 3070/A or 3072/A and the 9 PIN serial of the PC. It allows the name directory to be programmed rapidly and allows management of the archives on a PC. Fitted with cable to adapt the USB port of the PC to 9 PIN serial.




1251/A Hand-held programmer

Simplebus universal hand-held programmer for the Simplebus articles. Allows programming of all the functions which can be associated with the monitor or telephone pushbuttons (e.g. privacy function, Doctor function, intercom calls, etc.) by means of a guided menu and only requires knowledge of the structure of the system and location of the various devices. Fitted with display and alphanumerical keypad, which can be supplied by batteries or by a plug-in power supply for mains operation (110V). For its use, follow the indications given in the technical documentation. Provided with 4 rechargeable penlight batteries and charger.



System

Power supplies and accessories



1252 Simplebus Amplifier for additional units in parallel

Up to 16 monitors/telephones can be connected with the same address, in order to ring at the same time. By adding additional Power supplies, all the monitors they can also turn ON simultaneously after a call. Art. 1252 does not provide power to the monitor. Dimensions 6 DIN modules. Power supply 120-230 Vac.



1256 Actuator relay Intelligent Simplebus device for controlling a 10 A (12-24 V relay contact) on board. It can be used in Simplebus 1 and Simplebus 2 systems. Depending on the position of the jumper, the device provides six distinct functions: call repetition, activation on porter switchboard call pushbutton, door opening (without external unit), activation on actuator pushbutton, activation on actuator pushbutton with code. For use and programming of the function required, follow the indications given in the technical documentation. If used in mixed audio/video systems, the actuator relay needs terminal art. 1214/2 to be purchased separately. Power supply: 12V AC or 20V DC. Dimensions: 66X85X35 (4 DIN modules).



1257 TV interface

Art. 1257 is used to send video signals down the BUS line from external units or separate video cameras, to external monitors, televisions or external DVRs. This unit can be used with systems with Simplebus 1, Simplebus 2 and Simplebus Color wiring.



1259/A Switcher for remote cameras Module which allows modulation and transmission of the video signal coming from 3 B/W cameras visible sequentially together with the image coming from the external unit. Sequential switching of the cameras is possible by using the Bravo or Genius actuator pushbutton. Possibility of managing private cameras. Power supply: 12 V AC or 20 V DC. Dimensions: 60X85X35 mm (4 DIN modules).



1259C Switcher for remote cameras

Module which allows modulation and transmission of the video signal coming from 3 colour cameras visible sequentially together with the image coming from the external unit. Sequential switching of the cameras is possible by using the Diva, Bravo or Genius actuator pushbutton. Possibility of managing private cameras. Power supply: 12 V AC or 20 V DC. Dimensions: 60X85X35 mm (4 DIN modules).



1296 Software

Software on CD ROM to be installed on a PC, complete with cable for connection between the digital module art. 3340, 3342, 3070/A or 3072/A and the 9 PIN serial of the PC. It allows the name directory to be programmed rapidly and allows management of the archives on a PC.





1395 Transformer

Transformer with 110V primary. 0-12 AC / 60 VA secondary for intermittent use. The transformer is fitted with PTC internal protection. Dimensions: 71.7X90X62 mm (4 DIN modules)




1414 Riser branch unit

Art. 1414 is used to branch a second riser from the outgoing BUS line from the mixer. It can also act as line protection (by default this function is not active). This unit can be used with systems with Simplebus 2 , Simplebus 2 and Simplebus Color wiring, and as it is powered by the 2 wire bus it does not need any additional power supply. Max. 100 users can be connected to each Mixer Art. 4888 or Art. 4888C whatever the number of Art. 1414 used.



1415 User branch unit with integrated line protection

Art. 1415 is used to branch up to 4 internal units on the riser (with a different address for each output) and also acts as a line protection, isolating the branches in the event of power surges or short circuit. This unit can be used with systems with Simplebus 2 and Simplebus Color wiring, and as it is powered by the 2 wire bus it does not need any additional power supply. Max. 100 users can be connected to each Mixer Art. 4888 or Art. 4888C whatever the number of Art. 1415 used, and max. 3 internal units can be connected in cascade for each output of Art. 1415.



1536 Power supply for additional monitors (8 DIN modules)

Power supply for additional monitors. 125/220/240V A input, 24V DC / 1A output. Dimensions: 140X140X67 mm (8 DIN modules).



1998A Porter switchboard for Simplebus system

Porter switchboard in desk version with digital keypad and 32 character alphanumeric display. Allows the user code and name to be called and of the user calling to be displayed, keeping the unanswered calls stored in the memory. Day/Night mode and user/user intercom service.



System


Power supplies and accessories



2904

Telephone interface

The telephone switchboard Art. 2904 is used to easily connect the door entry system to the standard telephone system. When a call is made from the external unit, the telephone interface selects a previously programmed number. This may be a unit number or a normal telephone number. It is possible to directly connect a traditional phone or a DECT cordless phone. When the call from the external unit is answered, communication with the visitor is possible. It is then possible to open the main door or activate any other function of your choice. As the interface Art. 2904 is a Simplebus Comelit system, it can be directly connected without using a telephone switchboard. Option of transferring a call (with a delay if required) to an external number. Very easy to program using an analogue phone connected to the switchboard. The Simplebus system can be used to open the door from any phone. For use in large systems. For use with Simplebus 1, 2 and SBC.




4576/100 Comelit cable for Simplebus 1 systems (100 mt)

Specific cable for Simplebus 1 systems consisting of two power supply conductors (1.5 mm²) and a small telephone braid for the signals. 100 mt coil.



4577/100 Comelit cable for Simplebus 2 systems (100 mt)

Specific cable for Simplebus 2 systems (parts of the riser after the mixer), consisting of two twisted red and black conductors with 1mm² cross-section. 100 mt. coil.



4578/100 Comelit cable for outdoors for Simplebus 2 systems (100 mt)

Specific cable for outdoors for Simplebus systems 2 consisting of two power supply conductors (1.5 mm²) and a small telephone braid for the signals. 100 mt coil.



4578/500 Comelit cable for outdoors for Simplebus systems 2 (500 mt)

Specific cable for outdoors for Simplebus systems 2 consisting of two power supply conductors (1.5 mm²) and a small telephone braid for the signals. 500 mt coil.





4833/A Line amplifier for Simplebus video systems

Amplifier for Simplebus video system. Regenerates the riser signal regarding the video component. Complete with microcontroller for optimum operation management. For its use, follow the indications given in the technical documentation. Power supply: 12V AC or 20V DC. Only to be mounted on the part of the system on input into the mixers art. 4896 (Simplebus 1 part). Fitted with line termination terminal art. 1216. Dimensions: 66X85X35 mm (4 DIN modules).




4833C Line amplifier for Simplebus Color video systems

Amplifier for Simplebus Color video systems. Regenerates the riser signal regarding the video component. Complete with microcontroller for optimum operation management. For its use, follow the indications given in the technical documentation. Power supply: 12V AC or 20V DC. Only to be mounted on the part of the system on input into the mixers art. 4888CU (Simplebus 1 part). Dimensions: 66X85X35 mm (4 DIN modules).




4834/9 Line concentrator for Simplebus video systems

Line concentrator for Simplebus video system. Allows distribution of the signal on 9 risers. Does not require a power supply. Only to be mounted on the part of the system on input into the mixers art. 4888CU Simplebus 1 part. Dimensions: 66X85X35 mm (4 DIN modules).



4888 Mixer-power supply

The mixer is contained in a 8 DIN module box. Supplied from 110V mains, it has a dedicated output for power supply switching device art. 1224A. On input it receives a Simplebus Color type signal and superimposes the monitor power supply for the riser. Up to 100 pieces of apparatus between telephones and monitors can be connected, distributed over 4 outputs. Fitted with LED which signals any short-circuits on the lines. Fitted with 4 terminals for line termination art. 1216. Dimensions: 140X140X67 mm (8 DIN modules).




4888C Mixer-power supply

The mixer is contained in a 8 DIN module box. Supplied from 110V mains, it has a dedicated output for power supply switching device art. 1224A. On input it receives a Simplebus 1 type signal and superimposes the monitor power supply for the riser. Up to 100 pieces of apparatus between telephones and monitors can be connected, distributed over 4 outputs. Fitted with LED which signals any short-circuits on the lines. Fitted with 4 terminals for line termination art. 1216. Dimensions: 140X140X67 mm (8 DIN modules).




System

Power supplies and accessories




4897 Intercom interface

Interface for the intercom service between apparatus of the same flat or of different flats. In any case, the intercom conversation does not engage the rest of the riser. Up to 8 telephones and monitors can be connected. Complete with power supply circuit and bell management for the connected apparatus. 24V AC power supply by means of transformer art. 1195. Fitted with branch terminal art. 1214/2. Dimensions: 140X140X67 mm (8 DIN modules).



4898 Video/power supply decoder

Device which sees to converting the digital Simplebus video signal into a V1 V2 differential analogue signal and to distributing it to the video door entry monitor apparatus. The decoder manages up to 8 video door entry monitor branches (1 for each output) and is able to supply 2 of these simultaneously with power. It has a 12 Vac output for supplying the external unit with power. To be used in all video door entry monitor systems made with the Simplebus system.



4898C Video/power supply decoder

Device which sees to converting the digital Simplebus video signal into a V1 V2 differential analogue signal and to distributing it to the video door entry monitor apparatus. The decoder manages up to 8 video door entry monitor branches (1 for each output) and is able to supply 2 of these simultaneously with power. It has a 12 Vac output for supplying the external unit with power. To be used in all video door entry monitor systems made with the Simplebus system.



System

External units | LOCKS



1152 Lock

Lock on right or left (for internal door), fitted with opening pushbutton 77.55 on one side and keys on the other.



1157 Lock

Lock on right or left (for gates) fitted with keys on both sides.



1163 Electric mortise release

Flush-mounted electric mortise release with "pulsed" voltage control.



1164 Electric mortise release

Flush-mounted electric mortise release with "permanent" voltage control.



1160 Electric mortise release

Flush-mounted electric mortise release with opening during power cut.



SIMPLEBUS

IPOWER

KIT

SIMPLICITY

SIMPLEKEY

IPower



BY Comelit
iPower

The first and
only wireless
video door
entry system



 **Comelit**[®]
Passion and Innovation

Our **achievement**: the impossible is now entirely possible!

All you need for a video door entry phone in your home is a 110/120 V AC or 220/240V AC electrical power supply point (door bell, entrance light, electronic door-release device...).

Previously...

Where there was no existing system, installing a video entry phone was an onerous undertaking! It often meant stressful, exhausting and time-consuming building work, involving major operations both internally and externally.

from now on.....

With iPower, straightforward installation means instant results.

If you have an external power supply point, simply contact your Qualified Electrician to get the job done in no time.



All you need for a video door entry phone in your home is a 110/120 V AC or 220/240V AC electrical power supply point (door bell, entrance light, electronic door-release device...).





8595 Single-family iPower kit with planux monitor

The kit includes: 1 Planux all white monitor art. 6201W, 1 iPower bracket with power supply unit and desk base art. 6240, 1 transformer art. 1397, 1 jumper module art. 1398, 1 black Planux cover art. 6101N and 1 external unit art. 4891A.




8596 Two-family iPower kit with planux monitor

The kit includes: 2 Planux all white monitors art. 6201W, 2 iPower brackets with power supply unit and desk base art.6240, 1 transformer art.1397, 2 jumper modules art.1398, 2 black Planux covers art. 6101N and 1 external unit art.4892A.



6201W Planux video monitor, colour: all white, ipower system

Colour monitor with 3.5" OSD. It features "sensitive touch technology", full-duplex hands-free function and audio, ringtone, colour and contrast controls. It has 1 key button, 1 enable/disable audio button, 1 privacy or doctor function button which can be selected via the menu, 1 self-ignition button, 2 buttons for various uses and 4 buttons for entry, confirmation and navigation within the menus. The ringtone can be customised by choosing one of several polyphonic melodies. There is also a video memory function, a 20-second absent message and an internal directory for the management of intercom calls. The monitor has an SD Card on which audio-video messages are stored and which allows further customisation of melodies. Colour: All White. Dimensions 145 x 145 x 33 mm.



4891A iPower external audio-video unit with 1 call pushbutton. Complete with frame and flush-mounting box

External unit with 1/4" CCD colour camera, white LED illumination, loudspeaker volume control and aluminium call pushbutton with name label. 2 relays (C NO-NC contacts) are available and may be directly activated through the monitor. Complete with die-cast aluminium module frame and flushmounting box. Dimensions: 125x215x15,5 mm.



4892A iPower external audio-video unit with 2 call pushbuttons. Complete with frame and flush-mounting box

External unit with 1/4" CCD colour camera, white LED illumination, loudspeaker volume control and 2 aluminium call pushbuttons with name label. 2 relays (C NO-NC contacts) are available and may be directly activated through the monitor. Complete with die-cast aluminium module frame and flushmounting box. Dimensions: 125x215x15,5 mm.



6240 Planux monitor bracket for iPower system complete with power supply unit and desk base.

Bracket for iPower system, required for the internal unit Planux monitor. Complete with iPower power supply unit and desk base.



6231 Planux monitor bracket for iPower System

Bracket for VIP and iPower system, required for the internal unit with Planux monitor. It handles floor door calls, call repetition and panic and alarm inputs as standard (functions not available for iPower system). Dimensions: 96 X 106 X 17 mm.



- 6112 Desktop base with 8 terminals for Planux monitor**
Desktop base for converting the Planux monitor for desktop use. Complete with 2 m of RJ45 terminated cable for the use of RJ45 wall sockets and connection box. Dimensions: 145X190X120 mm.



- 4670C iPower audio-video unit**
iPower audio-video unit with terminal block, complete with 1/4" CCD colour camera (adjustable from the front) and LED camera illumination. Complete with audio speaker unit featuring a double amplifier, waterproof loudspeaker and electret microphone; the loudspeaker volume may be adjusted from the front. Dimensions: 102x55x35 mm.



- 1396 Repeater passivo iPower**
Coupler module between 12 Vac of entrance panel and one phase of 110-240 Vac main electrical power. Necessary when only one phase is available at the entrance panel. With 1398 Bridge the signal will be directed over the other phases. Dimensions: 36x65x83 mm. 1397 Transformer 0-110-240V AC-12 AC Transformer with 0-110-240V AC primary winding and 0-12 V AC secondary winding. The transformer is fitted with an internal protection PTC element. Dimensions: 105x95x65 mm (6 DIN modules).



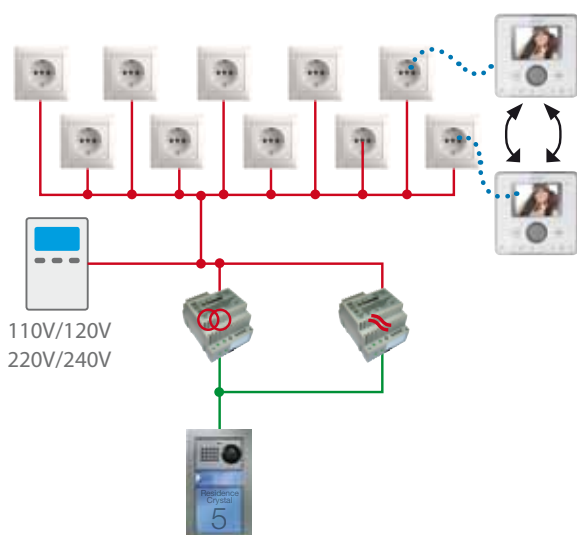
- 1397 Transformer 0-110-240V AC-12V AC**
Transformer with 0-110-240V AC primary winding and 0-12 V AC secondary winding. The transformer is fitted with an internal protection PTC element. Dimensions: 105x95x65 mm (6 DIN modules).



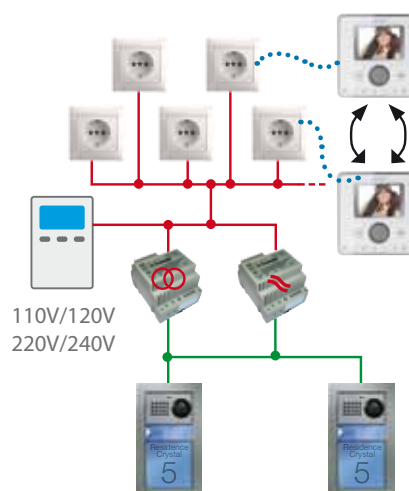
- 1398 iPower bridge module**
Bridge module between external units and internal video entry phones. Designed for connection to single- phase/two-phase/ three-phase residential mains electricity systems with nominal phase - phase voltage between 220V and 400V , and phase - neutral voltage between 110V and 240V. Terminal for local power supply of 12V AC. Dimensions: 105x95x65 mm (6 DIN modules).



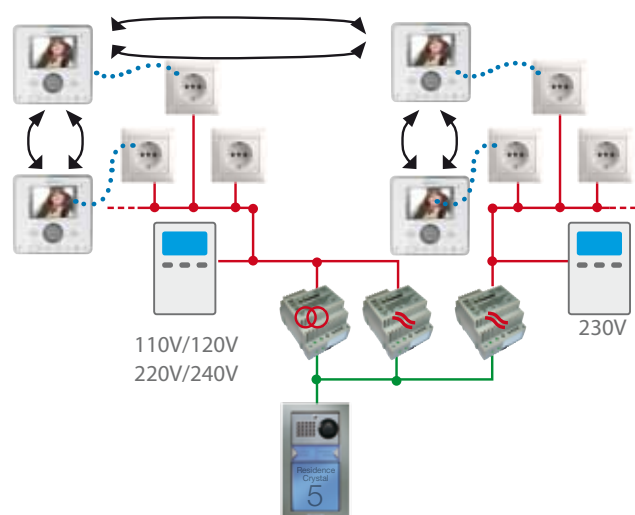
- 6101N Black - Templates Classic**



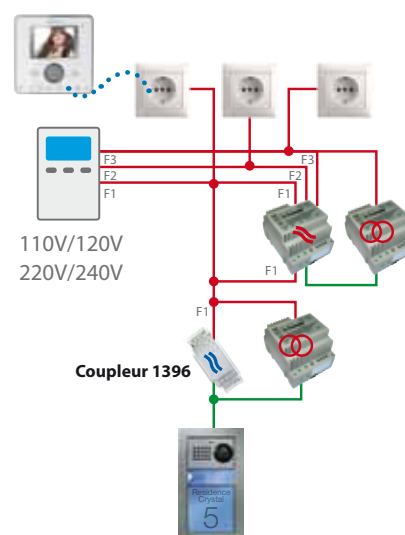
Single-residence system on two levels



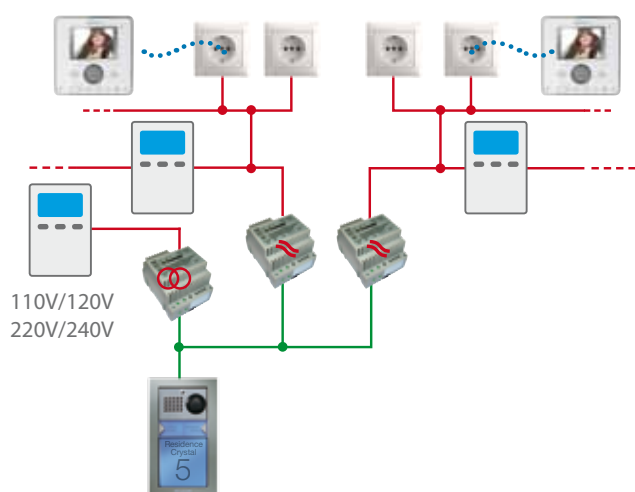
Single-residence system with 2 main entrances



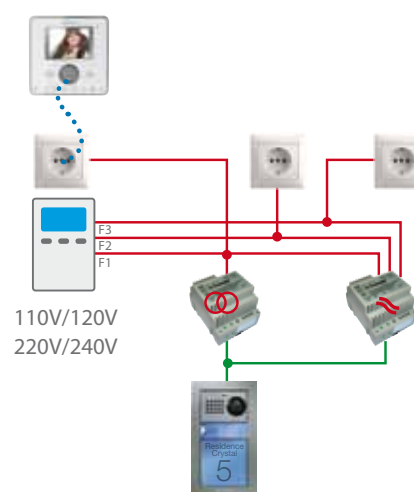
Two-residence system with a single entrance



Three-phase single residence system



Two-residence system with a single entrance (shared parts meter)



Three-phase single residence system

iPOWER BRIDGE
REPEATER

TRANSFORMER

240 V AC
(ALREADY EXISTING
CONNECTIONS)

12 V AC

ELECTRICAL
SUPPLIER
METER

INTERCOM.

SIMPLEBUS

iPOWER

KIT

SIMPLICITY

SIMPLEKEY

Kit Comelit | Kits



In harmony with the principles of rationality and optimisation of procedures which all Comelit's solutions and technical choices feature, complete "ready-to-install" Kits are available which mean conveniently having everything needed, thereby making the instal-lers job easier.





StyleKit2	94
StyleKit5	96
StyleKit Powercode	99
StyleKit Vandalcom-Vandalcode	100
GeniusKit	101 - 113
BravoKit_Powercom	105 - 117
BravoKit_Vandalcom	99 - 122
DivaKit	126
PlanuxKit	131
MaestroKit	137



8270 Flush-mounted 2-wire single-family kit

The kit includes: a telephone art. 2612W, a transformer art. 1200, a single-family external unit art. 3561 and a flush-mounted box art. 3554.



3560 Flush-mounted door entry phone external unit with 1 pushbutton for 2-wire kit

Flush-mounted door entry phone external unit with the faceplate in anodised aluminium and a single call pushbutton, large name holder backlit with the exclusive blue LED. Complete with speaker unit, call volume adjustment, call generator, watertight loudspeaker and electret microphone.

12 V AC power supply. External unit dimensions: 95X176X15 mm. Flush-mounted box dimensions: 95.5X176.5X35 mm.



3561 Surface-mounted door entry phone external unit 1 with 1 pushbutton for 2-wire kit

Surface-mounted door entry phone external unit with the faceplate in anodised aluminium and a single call pushbutton, large name holder backlit with the exclusive blue LED. Complete with speaker unit, call volume adjustment, call generator, watertight loudspeaker and electret microphone.

12 V AC power supply. External unit dimensions: 95X176X15 mm.



4887 Protective housing for wall-mounted Idea keypad

Protective housing with rain roof for wall-mounted Idea keypad. Dimensions: 119X196X76 mm.



4889 Protective housing for flush-mounted Idea keypad

Protective housing with rain roof for flush-mounted Idea keypad. Dimensions: 115X195X52 mm.

3554 Flush-mounted box

Flush-mounted box. Dimensions: 95.5X176.5X35mm.



2612

Basic version telephone for Idealkit kits

Additional telephone for kit 8270, with electronic call volume adjustment, privacy, door open pushbutton and free (C/N.O.) pushbutton. To be used with article 1200.

Dimensions: 95X215X58 mm.



2642W/16 White desk base for Style telephones with 16 terminals

White desk conversion kit for all the telephones in the Style series. Complete with 1.5 mt of white cable and connection bushing fitted with 16 connection terminals.

Dimensions 84X189X32 mm.



1122/A

Relay

12/24V DC-AC 10A relay for general uses.


Dimensions: 66x85X35 mm (4 DIN modules).



1200

Transformer

Transformer with 230V, primary, 12V AC / 15 VA secondary winding for continuous use. Dimensions: 53X95X65 mm (3 DIN modules).



1252

Simplebus Amplifier for additional units in parallel

Up to 16 monitors/telephones can be connected with the same address, in order to ring at the same time. By adding additional Power supplies, all the monitors they can also turn ON simultaneously after a call. Art. 1252 does not provide power to the monitor. Dimensions 6 DIN modules.

Power supply 120-230 Vac.

SIMPLEBUS

IPOWER

KIT

SIMPLICITY

SIMPLEKEY



8271 Single-family 5-wire flush-mounted kit

The kit includes: a telephone art. 2602, a transformer art. 1200, a single-family external unit art. 3551 and a flush-mounted box art. 3554.



8272 Two-family 5-wire flush-mounted kit

The kit includes: two telephones art. 2602, a transformer art. 1200, and two-family external unit 3553 and a flush-mounted box art. 3554.



8273 Three-family 5-wire flush-mounted kit

The kit includes: 3 telephones art. 2602, a transformer art. 1200, and external unit art. 3573 and a flush-mounted box art. 3554.



8274 Four-family 5-wire flush-mounted kit

The kit includes: 4 telephones art. 2602, a transformer art. 1200, and external unit art. 3574 and a flush-mounted box art. 3554.



3550 Flush-mounted door entry phone external unit 1 pushbuttons for 5-wire kit

Flush-mounted door entry phone external unit with front in anodised aluminium and large name label lit from the rear with an LED. Complete with speaker unit, adjustment of the call volumes, call generator, watertight loudspeaker and electret microphone. 12V AC power supply. Dimensions of external unit: 95X176X15 mm. Dimensions of flush-mounted box: 95.5X176X5X35 mm.

3551 Surface-mounted door entry phone external unit 1 pushbutton for 5-wire kit

Surface-mounted door entry phone external unit with front in anodised aluminium and large name label lit from the rear with an LED. Complete with speaker unit, adjustment of the 2 volumes, call generator, watertight loudspeaker and electret microphone. 12V AC power supply. Dimensions of external unit: 95X176X15 mm.



3552 Flush-mounted door entry phone external unit 2 pushbuttons for 5-wire kit

Flush-mounted door entry phone external unit with the faceplate in anodised aluminium and a single call pushbutton, large name holder backlit with the exclusive blue LED. Complete with speaker unit, call volume adjustment, call generator, watertight loudspeaker and electret microphone. 12V AC power supply. Dimensions of external unit: 95X176X15 mm. Dimensions of flush-mounted box: 95.5X176X5X35 mm.



3553 Surface-mounted door entry phone external unit 2 pushbuttons for 5-wire kit

Surface-mounted door entry phone external unit with the faceplate in anodised aluminium and a single call pushbutton, large name holder backlit with the exclusive blue LED. Complete with speaker unit, call volume adjustment, call generator, watertight loudspeaker and electret microphone. 12V AC power supply. Dimensions of external unit: 95X176X25mm.



3573 Flush-mounted and surface-mounted door entry phone external unit 3 pushbuttons for 5-wire kit

Flush-mounted door entry phone external unit with the faceplate in anodised aluminium and a single call pushbutton, large name holder backlit with the exclusive blue LED. Complete with speaker unit, call volume adjustment, call generator, watertight loudspeaker and electret microphone. 12V AC power supply. Dimensions of external unit: 95X176X15 mm. Dimensions of flush-mounted box: 95.5X176,5X35 mm.



3574 Flush-mounted and surface-mounted door entry phone external unit 4 pushbuttons for 5-wire kit

Flush-mounted door entry phone external unit with the faceplate in anodised aluminium and a single call pushbutton, large name holder backlit with the exclusive blue LED. Complete with speaker unit, call volume adjustment, call generator, watertight loudspeaker and electret microphone. 12V AC power supply. Dimensions of external unit: 95X176X15 mm. Dimensions of flush-mounted box: 95.5X176,5X35 mm.



3554 Flush-mounted box

Flush-mounted box. Dimensions: 95.5X176.5X35mm.

4887 Protective housing for wall-mounted Idea keypad

Protective housing with rain roof for wall-mounted Idea keypad. Dimensions: 119X196X76 mm.



4889

Protective housing for flush-mounted Idea keypad

Protective housing with rain roof for flush-mounted Idea keypad. Dimensions: 115X195X52 mm.



2602

Basic version telephone for Traditional cabling

Telephone with electronic call, call tone adjustment and privacy, door open pushbutton and supplementary isolated pushbutton for additional services. With this model, addition of pushbuttons or supplementary LEDs is not possible. Dimensions: 95X215X58 mm.



2602E

Elegance version telephone for Traditional cabling

Telephone with electronic call, call tone adjustment, privacy, privacy of speech, door open pushbutton and supplementary pushbutton for additional services; up to 8 pushbuttons of which 4 supplementary LEDs can be added. Dimensions: 95X215X58 mm.



2602BE

Elegance version telephone for Traditional cabling

Telephone with electronic call, call tone adjustment, privacy, privacy of speech, door open pushbutton and supplementary pushbutton for additional services; up to 8 pushbuttons of which 4 supplementary LEDs can be added. Dimensions: 95X215X58 mm.



2642W/16 White desk base for Style telephones with 16 terminals

White desk conversion kit for all the telephones in the Style series. Complete with 1.5 mt of white cable and connection bushing fitted with 16 connection terminals. Dimensions 84X189X32 mm.



2642B/16 Black desk base for Style telephones with 16 terminals

Black desk conversion kit for all the telephones in the Style series. Complete with 1.5 mt of black cable and connection bushing fitted with 16 connection terminals. Dimensions 84X189X32 mm.



1149 Buzzer

Blade buzzer to be inserted in the base of the telephone when a different tone is required for the floor door call. 12V AC power supply.




1122/A Relay

12/24V DC-AC 10A relay for general uses. Dimensions: 66X85X35 mm (4 DIN modules).



1200 Transformer

Transformer with 110V primary, 12V AC / 15 VA secondary winding for continuous use. Dimensions: 53X95X65 mm (3 DIN modules).



1252 Simplebus Amplifier for additional units in parallel

Up to 16 monitors/telephones can be connected with the same address, in order to ring at the same time. By adding additional Power supplies, all the monitors they can also turn ON simultaneously after a call. Art. 1252 does not provide power to the monitor. Dimensions 6 DIN modules. Power supply 120-230 Vac.

Audio Kits | STYLEKIT WITH POWERCODE



8241S 1 user audio kit with Powercom entrance panel and surface-mounted Powercode option

The kit includes: 1 telephone art.2602 , 1 power supply art.1538 , 1 surface-mounted housing art. 3316/2, 1 frame art. 3311/26, 1 module prepared for speaker unit with 1 pushbutton art. 3320/1, 1 speaker unit art. 1600 and 1 Powercode module art. 3328



8242S 2-user audio kit with Powercom entrance panel and surface-mounted Powercode option

The kit includes: 2 telephones art. 2602, 1 power supply art. 1538, 1 surface-mounted housing art. 3316/2, 1 frame art. 3311/26, 1 module prepared for speaker unit with 2 pushbuttons art. 3320/2, 1 speaker unit art. 1600 and 1 Powercode module art. 3328





8220S Flush-mounted single-family kit with Vandalcom entrance panel. 5-wire cabling



The kit includes: 1 telephone art. 2602, 1 power supply art. 1538, 1 flush-mounted box art. 3160/1, 1 frame art. 3160/1, 1 module prepared for speaker unit with 1 pushbutton art. 3262/1 and 1 speaker unit art. 1600.



8222S Flush-mounted two-family kit with Vandalcom entrance panel. 5-wire cabling



The kit includes: 2 telephones art. 2602, 1 power supply art. 1538, 1 flush-mounted box art. 3160/1, 1 frame art. 3160/1, 1 module prepared for speaker unit with 2 pushbuttons art. 3262/1 and 1 speaker unit art. 1600.



8230S Flush-mounted single-family kit with Vandalcom entrance panel and Vandalcode option. 5-wire cabling



The kit includes: 1 telephone art. 2602, 1 power supply art. 1538, flush-mounted box art. 3160/2, 1 frame art. 3160/2, 1 module prepared for speaker unit with 1 pushbutton art. 3262/1, 1 speaker unit art. 1600 and 1 Vandalcode module art. 3188



8232S Flush-mounted two-family kit with Vandalcom entrance panel and Vandalcode option. 5-wire cabling



The kit includes: 2 telephones art. 2602, 1 power supply art. 1538, 1 flush-mounted box art. 3160/2, 1 frame art. 3160/2, 1 module prepared for speaker unit with 2 pushbuttons art. 3262/2, 1 speaker unit art. 1600 and 1 Vandalcode module art. 3188.

Spare parts and/or accessories are standard products of the Traditional cabling system



8471 Single-family B/W kit with Genius monitor

The kit includes: 1 Genius monitor art. 5801, 1 bracket art. 5814K, 1 transformer art. 1205/B, 1 entrance panel art. 4880, 1 branch terminal art. 1214/2 and 1 termination terminal art. 1216.



8472 Two-family B/W kit with Genius monitor

The kit includes: 2 Genius monitor art. 5801, 2 brackets art. 5814K, 1 transformer art. 1205/B, 1 entrance panel art. 4881, 2 branch terminal art. 1214/2 and 1 termination terminal art. 1216.



4880 Single-family B/W Entrance Panel

Flush / Surface-mounted external video entry phone (the external unit is surface mounted but a box art. 3554 is also provided to allow flush mounted installation of the external unit) with anodized aluminium facing and ample name holder slots, with LED rear-lighting. 12V AC power supply. Dimensions of external unit: 95X176X15 mm. Dimensions of flush-mounted box: 95,5X176X5X35 mm.



4881 Two-family B/W button pad

Flush / Surface-mounted external video entry phone (the external unit is surface mounted but a box art. 3554 is also provided to allow flush mounted installation of the external unit) with anodized aluminium facing and ample name holder slots, with LED rear-lighting. 12V AC power supply. Dimensions of external unit: 95X176X15 mm. Dimensions of flush-mounted box: 95,5X176X5X35 mm.



4887 Protective housing for wall-mounted Idea keypad

Protective housing with rain roof for wall-mounted Idea keypad. Dimensions: 119X196X76 mm.



4889 Protective housing for flush-mounted Idea keypad

Protective housing with rain roof for flush-mounted Idea keypad. Dimensions: 115X195X52 mm.



1224A 2 Door Switching device

To be used in the case of addition of a second video entry phone unit to the basic kit. 12V AC power supply. (use transformer Art. 1200) Dimensions: 60X85X35 mm (4 DIN modules).



1122/A Relay for general uses 12-24V DC-AC (4 DIN modules)

12/24V DC-AC 10A relay for general uses. Dimensions: 66X85X35 mm (4 DIN modules).



1136/A Relay 12-24V DC-AC with 2 commutations (4 DIN mod.)

Relay 12/24V DC-AC 10A for general uses with 2 commutations. Dimensions: 66X85X35 mm (4 DIN modules).



1256 Actuator relay

Intelligent device for controlling a 10A relay (on board) for general purposes. It can be used in any type of Simplebus system. Follow the indications in the technical documentation for its use and to programme the function desired. Power supply: 12 V AC or 20 V DC. Dimensions: 66X85X35 mm (4 DIN modules). Terminal art. 1214/2C is not supplied.



1257 TV interface

Art. 1257 is used to send video signals down the BUS line from external units or separate video cameras, to external monitors, televisions or external DVRs. This unit can be used with systems with Simplebus 1, Simplebus 2 and Simplebus Color wiring.



1259A Switcher for remote cameras

Module which allows modulation and transmission of the video signal coming from 3 B/W cameras visible sequentially together with the image coming from the external unit. Sequential switching of the cameras is possible by using the Bravo or Genius monitor actuator pushbutton. Possibility of managing private cameras. Power supply 12 V AC or 20 V DC. Dimensions: 60X85X35 mm (4 DIN modules).



1212/B Transformer

Transformer of power supply for additional monitor to be used when the additional monitor is configured as a main. Transformer for primary 110V, secondary 20V DC. Dimensions: 87.5X105X65 mm (5 DIN modules).



1205/B Power feeder

The transformer provides 2 outputs: one to supply the external unit and the electric lock and one to supply the monitor. Dimensions: 105X85X85 mm. 500mA delayed protection fuse. Terminal board: AC110V network voltage input ~ AC output for external unit and electric lock + - 20V DC power supply output of the monitor. Dimensions: 105X85X85 mm (6 DIN modules).

5801 Genius Monitor in B/W version

Genius monitor with 4" B/W screen, white GLOSS finish. Fitted as standard with blue door-open pushbutton and two grey pushbuttons. It has brightness control and call volume adjustment, to three different positions (high, medium and low). It can be converted into the desk version with art. 5712. Dimensions: 204X225X63 mm.



5814K Bracket

Completion bracket for monitor art. 5801. Fitted with branch terminal art. 1214/2.



5712 Desk base

Allows both the B/W and colour Genius monitor to be converted into the desk version. Complete with 2 m of cable and connection box. Dimensions: 173X186.5X174 mm.



1214/2 Branch terminal

Terminal required when expanding the system with an additional telephone.



1229 Additional bell

Additional bell for call repetition, which can be controlled directly from terminals S- S+ of the brackets and/or by the telephones. Surface-mounted or mounted on civil series box 503. Dimensions: 110X75X29 mm.



2608 Standard version telephone

Telephone with electronic call, call tone adjustment, privacy of speech, call tone privacy, door open pushbutton and supplementary pushbutton for porter switchboard call or free (C/N.O.). By means of selection jumper, the second pushbutton can be used to control actuator art. 1256. Allows management of the local floor call and call repetition. Complete with dip-switch with 8 positions for selection of the desired user code. With this model, addition of pushbuttons or supplementary LEDs is not possible. Dimensions: 95X215X58 mm.



2628 Elegance version telephone

Telephone with electronic call, call tone adjustment, call tone privacy, and secrecy of conversation. Fitted with door open pushbutton, switchboard call, actuator control art. 1256 and free (C/N.O.). Up to 6 supplementary pushbuttons can be added, of which a maximum of 3 LEDs. Allows management of the local floor call and call repetition. Complete with dip-switch with 8 positions for selection of the desired user code. Fitted with terminal 1214/2C. With this model, the fascia can be replaced. Dimensions: 95X215X58 mm.




2628B

Elegance version black telephone

Black telephone with electronic call, call tone adjustment, call tone privacy, and secrecy of conversation. Fitted with door open pushbutton, switchboard call, actuator control art. 1256 and free (C/N.O.). Up to 6 supplementary pushbuttons can be added, of which a maximum of 3 LEDs. Allows management of the local floor call and call repetition. Complete with dip-switch with 8 positions for selection of the desired user code. Fitted with terminal 1214/2C. With this model, the facia can be replaced.

Dimensions: 95X215X58 mm.




1252

Simplebus Amplifier for additional units in parallel

Up to 16 monitors/telephones can be connected with the same address, in order to ring at the same time. By adding additional Power supplies, all the monitors they can also turn ON simultaneously after a call. Art. 1252 does not provide power to the monitor. Dimensions 6 DIN modules.

Power supply 120-230 Vac.




4576/100 Comelit cable for Simplebus 1 systems (100 mt)

Specific cable for Simplebus 1 systems consisting of two power supply conductors (1.5 mm²) and a small telephone braid for the signals. 100 mt coil.

4576/500 Comelit cable for Simplebus 1 systems (500 mt)

Specific cable for Simplebus 1 systems consisting of two power supply conductors (1.5 mm²) and a small telephone braid for the signals. 500 mt coil.



4578/100 Comelit cable for outdoors for Simplebus 1 systems (100 mt)

Specific cable for outdoors for Simplebus 1 systems consisting of two power supply conductors (1.5 mm²) and a small telephone braid for the signals. 100 mt coil.

4578/500 Comelit cable for outdoors for Simplebus 1 systems (500 mt)

Specific cable for outdoors for Simplebus 1 systems consisting of two power supply conductors (1.5 mm²) and a small telephone braid for the signals. 500 mt coil.



8171 Single-family surface-mounted kit

The kit includes: 1 Bravo monitor art. 5701, 1 bracket 5714/K, 1 transformer art. 1205/B, 1 external unit art. 4875/BK, 1 branch terminal art. 1214/2, and 1 termination terminal art. 1216.



8173 Two-family surface-mounted kit

The kit includes: 2 Bravo monitors art. 5701, 2 brackets 5714/K, 1 transformer art. 1205/B, 1 external unit art. 4876/BK, 2 branch terminals art. 1214/2 and 1 termination terminal art. 1216.



3312/1 Rain shield for Powercom entrance panel

Rain shield for Powercom entrance panel. N° modules: 1
Dimensions: 135X135.5X60 mm.



3316/1 Surface-mounted housing

Stainless steel flush-mounted housing. 1 module.
Dimensions 123X123X32.5 mm.



3319/1 Surface-mounted housing with rain roof for Powercom entrance panel

Flush-mounted housing with rain roof for Powercom entrance panel. N° modules: 1. Dimensions: 135X135X91 mm.



4875/BK Additional external unit with 1 pushbutton

External unit, with 1/3" CCD B/W camera, infrared lighting, microphone and loudspeaker volume adjustment, aluminium call pushbutton with name label. Complete with die-case aluminium module-holder frame and flush-mounted box.




4876/BK Additional external unit with 2 pushbuttons

External unit, with 1/3" CCD B/W camera, infrared lighting, microphone and loudspeaker volume adjustment, aluminium call pushbutton with name label. Complete with die-case aluminium module-holder frame and flush-mounted box.



4660/BK A/V unit with camera

A/V unit with 1/3" CCD B/W camera, infrared lighting, microphone and loudspeaker volume adjustment.



3328/PK Kit Powercode

This article allows completion of the external units of kits with an electronic key with a code for opening the access door by means of an 8-figure secret code programmable by the user. The article includes an electronic coded key module with 2 relays art. 3328, a flush-mounted box art. 3110/2 and a frame art. 3311/2G.



1224A Switching device

To be used in the case of addition of a second video entry phone unit to the basic kit. 12V AC power supply. (use transformer Art. 1200) Dimensions: 60X85X35 mm (4 DIN modules).



4833/A Line amplifier for Simplebus video systems

Amplifier for Simplebus video systems. This regenerates the riser signal relative to the video component. Complete with microcontroller for optimal operation management.

Follow the indications in the technical documentation for its use. Power supply: 12V AC or 20V DC.

Dimensions: 66X85X35 mm (4 DIN modules).



1122/A Relais

Relay 12/24V DC-AC 10A for general uses.

Dimensions: 66X85X35 mm (4 DIN modules).



1136/A Relay 12-24V DC-AC with 2 commutations

Relay 12/24V DC-AC 10A for general uses with 2 commutations.

Dimensions: 66X85X35 mm (4 DIN modules).



1256 Actuator relay

Intelligent device for controlling a 10A relay (on board) for general purposes. It can be used in any type of Simplebus system. Follow the indications in the technical documentation for its use and to programme the function desired. Power supply: 12 V AC or 20 V DC. Dimensions: 66X85X35 mm (4 DIN modules). Terminal art. 1214/2C not supplied.



1257 TV interface

Art. 1257 is used to send video signals down the BUS line from external units or separate video cameras, to external monitors, televisions or external DVRs. This unit can be used with systems with Simplebus 1, Simplebus 2 and Simplebus Color wiring.



1259A Switcher for remote cameras

Module which allows modulation and transmission of the video signal coming from 3 colour cameras sequentially together with the image coming from the external unit. Sequential switching of the cameras is possible by using the Genius monitor actuator pushbutton. Power supply 12 V AC or 20 V DC. Dimensions: 60X85X35 mm (4 DIN modules).

**1212/B Transformer**

Transformer of power supply for additional monitor to be used when the additional monitor is configured as a main. Transformer for primary 110V, secondary 20V DC. Dimensions: 87.5X105X65 mm (5 DIN modules).

**1205/B Power feeder**

The transformer provides 2 outputs: one to supply the external unit and the electric lock and one to supply the monitor. Dimensions: 105X85X85 mm. 500mA delayed protection fuse. Terminal board: AC110V network voltage input ~ AC output for external unit and electric lock + - 20V DC power supply output of the monitor. Dimensions: 105X85X35 mm (6 DIN modules).

**5701 B/W HANDSET version Bravo monitor**


Handset version Bravo monitor with B/W 4" screen, white gloss colour, with silver bottom cover. It is fitted as standard with door opener pushbuttons and two additional pushbuttons for various functions, signalling LED, brightness adjustment, contrast adjustment, slide call volume adjustment. The "Privacy" function, which allows the video entry phone call to be temporarily excluded, is standard and is obtained by positioning the call volume on zero. It can be converted into the desk version with art. 5712. Dimensions: 212X225X55 mm

**5714/K Bracket**


Bracket for Bravo monitor art. 5701.
Fitted with branch terminal art. 1214/2.

**5712 Desk base for BRAVO series monitor**

Allows all the Bravo monitors to be converted into the desk version, both in the handset and hands-free version. Complete with 2 mt of cable and connection boss.
Dimensions: 173X186.5X174 mm.

**5733 Card with 4 additional pushbuttons**

Card with 4 additional pushbuttons (N/O or for digital services), provided with fixing screws. Can be inserted inside all the BRAVO series monitors easily without having to open the monitor.

**5734 Card with 2 additional pushbuttons and 2 additional LEDs**

Card with 2 additional pushbuttons (N/O or for digital services) and 2 additional LEDs, provided with fixing screws. Can be inserted inside all the BRAVO series monitors easily without having to open the monitor.

**1214/2C Branch terminal**

Terminal required when expanding the system with an additional telephone.



1229 Additional bell

Additional bell for call repetition, can be controlled directly from terminals S- and S+ of the brackets and/or of the telephones. Surface-mounted or on civil series 503 box. Dimensions: 110X75X29 mm.



2608 Standard version telephone

Telephone with electronic call, call tone adjustment, privacy of speech, call tone privacy, door open pushbutton and supplementary pushbutton for porter switchboard call or free (C/N.O.). By means of selection jumper, the second pushbutton can be used to control actuator art. 1256. Allows management of the local floor call and call repetition. Complete with dip-switch with 8 positions for selection of the desired user code. With this model, addition of pushbuttons or supplementary LEDs is not possible. Dimensions: 95X215X58 mm.



2628 Elegance version telephone

Telephone with electronic call, call tone adjustment, call tone privacy, and secrecy of conversation. Fitted with door open pushbutton, switchboard call, actuator control art. 1256 and free (C/N.O.). Up to 6 supplementary pushbuttons can be added, of which a maximum of 3 LEDs. Allows management of the local floor call and call repetition. Complete with dip-switch with 8 positions for selection of the desired user code. Fitted with terminal 1214/2C. With this model, the facia can be replaced. Dimensions: 95X215X58 mm.



2628B Elegance version black telephone

Black telephone with electronic call, call tone adjustment, call tone privacy, and secrecy of conversation. Fitted with door open pushbutton, switchboard call, actuator control art. 1256 and free (C/N.O.). Up to 6 supplementary pushbuttons can be added, of which a maximum of 3 LEDs. Allows management of the local floor call and call repetition. Complete with dip-switch with 8 positions for selection of the desired user code. Fitted with terminal 1214/2C. With this model, the facia can be replaced. Dimensions: 95X215X58 mm.



2610 Elegance version telephone for Simplebus digital cabling with privacy/doctor function and intercom service

Telephone with electronic call, call volume adjustment, privacy of speech, call tone privacy. Fitted as standard with door open pushbuttons, porter switchboard call, actuator control Art. 1256 and LED for various functions (engaged and doctor function). Up to 6 supplementary pushbuttons can be added, of which a maximum of 3 LEDs. Allows management of the floor door call and call repetition. Complete with dip-switch with 8 positions for selection of the desired user code. Telephone to be used in mixed audio/video Simplebus 1, Simplebus 2, in the Bravokit kit and in the Divakit. If used in the Divakit, the telephone has the intercom function. Fitted with branch terminal art. 1214/2C. With this model, the facia can be replaced. Dimensions: 95X215X58 mm.



8361 Single-family surface-mounted kit with Vandalcom entrance panel and Bravo monitor

The kit includes: 1 Bravo monitor art. 5701, 1 bracket art. 5714/K, 1 transformer art. 1205/B, 1 Vandalcom external unit art. 4877/BK, 1 branch terminal art. 1214/2 and 1 termination terminal art. 1216.



3159/1 Stainless steel flush-mounted housing

Stainless steel flush-mounted housing. 1 module.
Dimensions 142X142X58 mm.



4877/BK Additional external unit with 1 pushbutton

External unit with 1 pushbutton, with 1/3" CCD B/W camera, infrared lighting, microphone and loudspeaker volume adjustment. Complete with module-holder frame and flush-mounted box.



4660/BK A/V unit with camera

A/V unit with 1/3" CCD B/W camera, infrared lighting, microphone and loudspeaker volume adjustment.



1224A Switching device

To be used in the case of addition of a second video entry phone unit to the basic kit. Power supply 12V AC. (use transformer Art. 1200) Dimensions: 60X85X35 mm (4 DIN modules).



4833/A Line amplifier

This regenerates the riser signal relative to the video component. Complete with microcontroller for optimal operation management. Follow the indications in the technical documentation for its use. Power supply: 12V AC or 20V DC. Dimensions: 66X85X35 mm (4 DIN modules).



1122/A Relay for general uses 12-24V DC-AC (4 DIN mod.)

Relay 12/24V DC-AC 10A for general uses. Dimensions: 66X85X35 mm (4 DIN modules).

1136/A Relay 12-24V DC-AC with 2 commutations (4 DIN modules)

Relay 12/24V DC-AC 10A for general uses with 2 commutations. Dimensions: 66X85X35 mm (4 DIN modules).



1256

Actuator relay

Intelligent device for controlling a 10A relay (on board) for general purposes. It can be used in any type of Simplebus system. Follow the indications in the technical documentation for its use and to programme the function desired. Power supply: 12V AC or 20V DC. Dimensions: 66X85X35 mm (4 DIN modules).



1257

TV interface

Art. 1257 is used to send video signals down the BUS line from external units or separate video cameras, to external monitors, televisions or external DVRs. This unit can be used with systems with Simplebus 1, Simplebus 2 and Simplebus Color wiring.



1212/B

Transformer

Transformer of power supply for additional monitor to be used when immediate monitor lighting following the call is desired. Transformer for primary 230V, secondary 20V DC. Dimensions: 87.5X105X65 mm (5 DIN modules).



1205/B

Power supply

Transformer of power supply for additional monitor to be used when immediate monitor lighting following the call is desired. Transformer for primary 230V, secondary 20V DC. Dimensions: 87.5X105X65 mm (5 DIN modules).



5701

B/W HANDSET version of Bravo monitor

The video entry phone of Comelit Group S.p.a. with a simple and elegant line, B/W 4" screen, satin chrome pushbuttons, silver-coloured handset cord, brilliant white gloss coloured body combined with the etched glass effect fascia. It is fitted as standard with door open pushbutton and two additional pushbuttons for various functions, signalling LED, brightness adjustment, contrast adjustment, slide call volume adjustment. The "Privacy" function, which allows the video entry phone call to be temporarily excluded, is standard and is obtained by positioning the call volume on zero. It can be converted into the desk version with art. 5712. Dimensions: 212X225X55 mm



5714/K


Bracket

Completion bracket for Bravo monitor art. 5701. Fitted with branch terminal art. 1214/2.




5712 Desk base for BRAVO series monitor

Allows all the Bravo monitors to be converted into the desk version, both in the handset and hands-free version. Complete with 2 mt of cable and connection boss.
Dimensions: 173X186.5X174 mm.



5733 Card with 4 additional pushbuttons

Card with 4 additional pushbuttons (N/O or for digital services), provided with fixing screws. Can be inserted inside all the BRAVO series monitors easily without having to open the monitor.



5734 Card with 2 additional pushbuttons and 2 additional LEDs

Card with 2 additional pushbuttons (N/O or for digital services) and 2 additional LEDs, provided with fixing screws. Can be inserted inside all the BRAVO series monitors easily without having to open the monitor.



1214/2 Branch terminal

Terminal required when expanding the system with an additional telephone.



1229 Additional bell

Additional bell for call repetition, can be controlled directly from terminals S- and S+ of the brackets and/or of the telephones. Surface-mounted or on civil series 503 box.
Dimensions: 110X75X29 mm.



2608 Standard version telephone

Telephone with electronic call, call tone adjustment, privacy of speech, call tone privacy, door open pushbutton and supplementary pushbutton for porter switchboard call or free (C/N.O.). By means of selection jumper, the second pushbutton can be used to control actuator art. 1256. Allows management of the local floor call and call repetition. Complete with dip-switch with 8 positions for selection of the desired user code. With this model, addition of pushbuttons or supplementary LEDs is not possible.
Dimensions: 95X215X58 mm.



2628 Elegance version telephone

Telephone with electronic call, call tone adjustment, call tone privacy, and secrecy of conversation. Fitted with door open pushbutton, switchboard call, actuator control art. 1256 and free (C/N.O.). Up to 6 supplementary pushbuttons can be added, of which a maximum of 3 LEDs. Allows management of the local floor call and call repetition. Complete with dip-switch with 8 positions for selection of the desired user code. Fitted with terminal 1214/2C. With this model, the facia can be replaced. Dimensions: 95X215X58 mm.



2628B Elegance version black telephone

Black telephone with electronic call, call tone adjustment, call tone privacy, and secrecy of conversation. Fitted with door open pushbutton, switchboard call, actuator control art. 1256 and free (C/N.O.). Up to 6 supplementary pushbuttons can be added, of which a maximum of 3 LEDs. Allows management of the local floor call and call repetition. Complete with dip-switch with 8 positions for selection of the desired user code. Fitted with terminal 1214/2C. With this model, the facia can be replaced. Dimensions: 95X215X58 mm.



2610 Elegance version telephone for Simplebus digital cabling with privacy/doctor function and intercom service

Telephone with electronic call, call volume adjustment, privacy of speech, call tone privacy. Fitted as standard with door open pushbuttons, porter switchboard call, actuator control Art. 1256 and LED for various functions (engaged and doctor function). Up to 6 supplementary pushbuttons can be added, of which a maximum of 3 LEDs. Allows management of the floor door call and call repetition. Complete with dip-switch with 8 positions for selection of the desired user code. Telephone to be used in mixed audio/video Simplebus 1, Simplebus 2, in the Bravokit kit and in the Divakit. If used in the Divakit, the telephone has the intercom function. Fitted with branch terminal art. 1214/2C. With this model, the facia can be replaced. Dimensions: 95X215X58 mm.



1252 Simplebus Amplifier for additional units in parallel

Up to 16 monitors/telephones can be connected with the same address, in order to ring at the same time. By adding additional Power supplies, all the monitors they can also turn ON simultaneously after a call. Art. 1252 does not provide power to the monitor. Dimensions 6 DIN modules. Power supply 120-230 Vac.



8481 Single-family colour kit with Genius monitor

The kit includes: 1 Genius monitor art. 5802, 1 bracket art. 5814KC, 1 trasformer art. 1205/B, 1 entrance panel art. 4882, 1 branch terminal art. 1214KC and 1 termination terminal art. 1216.



8482 Two-family colour kit with Bravo monitor

The kit includes: 2 Genius monitor art. 5802, 2 brackets art. 5814KC, 1 trasformer art. 1205/B, 1 entrance panel art. 4883, 2 branch terminal art. 1214KC and 1 termination terminal art. 1216.



4882 Single-family colour Entrance Panel

Flush / surface-mounted external video entry phone (the external unit is surface mounted but a box art. 3554 is also provided to allow flush mounted installation of the external unit) with anodized aluminium facing and nameplate holder, with LED rear-lighting. 12V AC power supply. Dimensions of external unit: 95X176X15 mm. Dimensions of flush-mounted box: 95,5X176X5X35 mm.



4883 Two-family Entrance Panel

Flush / surface-mounted external video entry phone (the external unit is surface mounted but a box art. 3554 is also provided to allow flush mounted installation of the external unit) with anodized aluminium facing and nameplate holder, with LED rear-lighting. 12V AC power supply. Dimensions of external unit: 95X176X15 mm. Dimensions of flush-mounted box: 95,5X176X5X35 mm.



3554 Flush-mounted box

Flush-mounted box. Dimensions: 95.5X176.5X35mm.



4887 Protective housing for wall-mounted Idea keypad

Protective housing with rain roof for wall-mounted Idea keypad. Dimensions: 119X196X76 mm.



4889 Protective housing for flush-mounted Idea keypad

Protective housing with rain roof for flush-mounted Idea keypad. Dimensions: 115X195X52 mm.



1224A Switching device

To be used in the case of addition of a second video entry phone unit to the basic kit. 12V AC power supply. (use transformer Art. 1200) Dimensions: 60X85X35 mm (4 DIN modules).



4833C Line amplifier

This regenerates the riser signal relative to the video component. Complete with microcontroller for optimal operation management. Follow the indications in the technical documentation for its use. Power supply: 12 V AC or 20 V DC. Dimensions: 66X85X35 mm (4 DIN modules).



1122/A Relais

Relay 12/24V DC-AC 10A for general uses.
Dimensions: 66X85X35 mm (4 DIN modules).



1136/A Relay 12-24V DC-AC with 2 commutations

Relay 12/24V DC-AC 10A for general uses with 2 commutations.
Dimensions: 66X85X35 mm (4 DIN modules).



1256 Actuator relay

Intelligent device for controlling a 10A relay (on board) for general purposes. It can be used in any type of Simplebus system. Follow the indications in the technical documentation for its use and to programme the function desired. Power supply: 12 V AC or 20 V DC. Dimensions: 66X85X35 mm (4 DIN modules). Terminal art. 1214/2C not supplied.



1257 TV interface

Art. 1257 is used to send video signals down the BUS line from external units or separate video cameras, to external monitors, televisions or external DVRs. This unit can be used with systems with Simplebus 1, Simplebus 2 and Simplebus Color wiring.



1259C Switcher for remote cameras

Module which allows modulation and transmission of the video signal coming from 3 colour cameras sequentially together with the image coming from the external unit. Sequential switching of the cameras is possible by using the Genius monitor actuator pushbutton. Power supply 12 V AC or 20 V DC. Dimensions: 60X85X35 mm (4 DIN modules).



1212/B Transformer

Transformer of power supply for additional monitor to be used when the additional monitor is configured as a main. Transformer for primary 110V, secondary 20V DC.
Dimensions: 87.5X105X65 mm (5 DIN modules).



1205/B Power feeder

The transformer provides 2 outputs: one to supply the external unit and the electric lock and one to supply the monitor. Dimensions: 105X85X85 mm. 500mA delayed protection fuse. Terminal board: AC110V network voltage input ~ AC output for external unit and electric lock + - 20V DC power supply output of the monitor. Dimensions: 105X85X35 mm (6 DIN modules).



5802 Genius Monitor in COLOUR version

Genius monitor with 3,5" colour screen, white GLOSS finish. Fitted as standard with blue door-open pushbutton and two grey pushbuttons.. It has brightness control and call volume adjustment, to three different positions (high, medium and low). It can be converted into the desk version with art. 5712. Dimensions: 204X225X63 mm.



5814KC Bracket

Completion bracket for monitor art. 5802. Fitted with branch terminal art. 1214KC.



5712 Desk base for BRAVO series monitor

Allows all the Bravo monitors to be converted into the desk version, both in the handset and hands-free version. Complete with 2 mt of cable and connection boss. Dimensions: 173X186.5X174 mm.



1214/2C Branch terminal

Terminal required when expanding the system with an additional telephone.



1229 Additional bell

Additional bell for call repetition, which can be controlled directly from terminals S- S+ of the brackets and/or by the telephones. Surface-mounted or mounted on civil series box 503. Dimensions: 110X75X29 mm.



2608 Standard version telephone

Telephone with electronic call, call tone adjustment, privacy of speech, call tone privacy, door open pushbutton and supplementary pushbutton for porter switchboard call or free (C/N.O.). By means of selection jumper, the second pushbutton can be used to control actuator art. 1256. Allows management of the local floor call and call repetition. Complete with dip-switch with 8 positions for selection of the desired user code. With this model, addition of pushbuttons or supplementary LEDs is not possible. Dimensions: 95X215X58 mm.




2628 Elegance version telephone

Telephone with electronic call, call tone adjustment, call tone privacy, and secrecy of conversation. Fitted with door open pushbutton, switchboard call, actuator control art. 1256 and free (C/N.O.). Up to 6 supplementary pushbuttons can be added, of which a maximum of 3 LEDs. Allows management of the local floor call and call repetition. Complete with dip-switch with 8 positions for selection of the desired user code. Fitted with terminal 1214/2C. With this model, the facia can be replaced.
Dimensions: 95X215X58 mm.



2628B Elegance version black telephone

Black telephone with electronic call, call tone adjustment, call tone privacy, and secrecy of conversation. Fitted with door open pushbutton, switchboard call, actuator control art. 1256 and free (C/N.O.). Up to 6 supplementary pushbuttons can be added, of which a maximum of 3 LEDs. Allows management of the local floor call and call repetition. Complete with dip-switch with 8 positions for selection of the desired user code. Fitted with terminal 1214/2C. With this model, the facia can be replaced.
Dimensions: 95X215X58 mm.



1252 Simplebus Amplifier for additional units in parallel

Up to 16 monitors/telephones can be connected with the same address, in order to ring at the same time. By adding additional Power supplies, all the monitors they can also turn ON simultaneously after a call. Art. 1252 does not provide power to the monitor. Dimensions 6 DIN modules. Power supply 120-230 Vac.



8184 Single-family colour kit with Bravo monitor

The kit includes: 1 Bravo monitor art. 5702, 1 bracket art. 5714KC, 1 trasformer art. 1205/B, 1 entrance panel art. 4875KC, 1 branch terminal art. 1214KC and 1 termination terminal art. 1216.



8185 Two-family colour kit with Bravo monitor

The kit includes: 2 Bravo monitor art. 5702, 2 brackets art. 5714KC, 1 trasformer art. 1205/B, 1 entrance panel art. 4876KC, 2 branch terminal art. 1214KC and 1 termination terminal art. 1216.



3312/1 Rain shield for Powercom entrance panel

Rain shield for Powercom entrance panel. N° modules: 1
Dimensions: 135X135.5X60 mm.



3316/1 Surface-mounted housing

Stainless steel flush-mounted housing. 1 module.
Dimensions 123X123X32.5 mm.



3319/1 Surface-mounted housing with rain roof for Powercom entrance panel

Flush-mounted housing with rain roof for Powercom entrance panel. N° modules: 1. Dimensions: 135X135X91 mm.



4875KC Additional external unit with 1 pushbutton

External unit, with 1/3" CCD colour camera, led camera illumination, microphone and loudspeaker volume adjustment, aluminium call pushbutton with name label. Complete with die-case aluminium module-holder frame and flush-mounted box.




4876KC Additional external unit with 2 pushbuttons

External unit, with 1/3" CCD colour camera, led camera illumination, microphone and loudspeaker volume adjustment, aluminium call pushbutton with name label. Complete with die-case aluminium module-holder frame and flush-mounted box.



4660KC A/V unit with camera

A/V unit with 1/3" CCD colour camera, led camera illumination, microphone and loudspeaker volume adjustment.



3328/PK Kit Powercode

This article allows completion of the external units of kits with an electronic key with a code for opening the access door by means of an 8-figure secret code programmable by the user. The article includes an electronic coded key module with 2 relays art. 3328, a flush-mounted box art. 3110/2 and a frame art. 3311/2G.



1224A Switching device

To be used in the case of addition of a second video entry phone unit to the basic kit. 12V AC power supply. (use transformer Art. 1200) Dimensions: 60X85X35 mm (4 DIN modules).



4833C Line amplifier

This regenerates the riser signal relative to the video component. Complete with microcontroller for optimal operation management. Follow the indications in the technical documentation for its use. Power supply: 12 V AC or 20 V DC. Dimensions: 66X85X35 mm (4 DIN modules).



1122/A Single pole Relay for general uses 12-24V DC-AC (4 DIN modules)

12/24V DC-AC 10A relay for general uses. Dimensions: 66X85X35 mm (4 DIN modules).



1136/A Double Pole Relay 12-24V DC-AC with 2 contacts (4 DIN modules)

Relay 12/24V DC-AC 10A for general uses with 2 commutations. Dimensions: 66X85X35 mm (4 DIN modules).



1256 Actuator relay

Intelligent device for controlling a 10A relay (on board) for general purposes. It can be used in any type of Simplebus system. Follow the indications in the technical documentation for its use and to programme the function desired. Power supply: 12 V AC or 20 V DC. Dimensions: 66X85X35 mm (4 DIN modules). Terminal art. 1214/2C not supplied.



1259C Switcher for remote cameras

Module which allows modulation and transmission of the video signal coming from 3 colour cameras sequentially together with the image coming from the external unit. Sequential switching of the cameras is possible by using the Genius monitor actuator pushbutton.. Power supply 12 V AC or 20 V DC. Dimensions: 60X85X35 mm (4 DIN modules).



1212/B Transformer

Transformer of power supply for additional monitor to be used when the additional monitor is configured as a main. Transformer for primary 110V, secondary 20V DC.
Dimensions: 87.5X105X65 mm (5 DIN modules).



1205/B Power feeder

The transformer provides 2 outputs: one to supply the external unit and the electric lock and one to supply the monitor. Dimensions: 105X85X85 mm. 500mA delayed protection fuse. Terminal board: AC110V network voltage input ~ AC output for external unit and electric lock + - 20V DC power supply output of the monitor. Dimensions: 105X85X35 mm (6 DIN modules).



5702 Bravo HANDSET version COLOUR Monitor

Handset version Bravo monitor with 4" colour screen, The chrome keys, the brilliant white gloss finish combined with the silver colour base combined with the etched glass effect facia. It is fitted as standard with door open pushbuttons and two pushbuttons for various functions, signalling LED, brightness adjustment, contrast adjustment, and slide call volume adjustment. The "Call tone" function, which allows the call tone to be temporarily excluded, is standard and is obtained by positioning the call volume on zero. It can be converted into a desk version with art. 5712. Dimensions: 212X225X55 mm




5714KC Bracket

Completion bracket for monitor art. 5702. Fitted with branch terminal art. 1214KC.




5712 Desk base

Allows both the B/W and colour Genius monitor to be converted into the desk version. Complete with 2 m of cable and connection box. Dimensions: 173X186.5X174 mm.



5733 Card with 4 additional pushbuttons

Card with 4 additional pushbuttons (N/O or for digital services), provided with screws. Can be inserted inside all the BRAVO series monitors rapidly without having to open the monitor.



5734 Card with 2 additional pushbuttons and 2 additional LEDs

Card with 2 additional pushbuttons (N/O or for digital services) and 2 additional LEDs, provided with screws. Can be inserted inside all the BRAVO series monitors rapidly without having to open the monitor.



1214/2C Branch terminal

Terminal required when expanding the system with an additional telephone.



1257 TV interface

Art. 1257 is used to send video signals down the BUS line from external units or separate video cameras, to external monitors, televisions or external DVRs. This unit can be used with systems with Simplebus 1, Simplebus 2 and Simplebus Color wiring.



1229 Additional bell

Additional bell for call repetition, which can be controlled directly from terminals S- S+ of the brackets and/or by the telephones. Surface-mounted or mounted on civil series box 503. Dimensions: 110X75X29 mm.



2608 Standard version telephone

Telephone with electronic call, call tone adjustment, privacy of speech, call tone privacy, door open pushbutton and supplementary pushbutton for porter switchboard call or free (C/N.O.). By means of selection jumper, the second pushbutton can be used to control actuator art. 1256. Allows management of the local floor call and call repetition. Complete with dip-switch with 8 positions for selection of the desired user code. With this model, addition of pushbuttons or supplementary LEDs is not possible. Dimensions: 95X215X58 mm.



2628 Elegance version telephone

Telephone with electronic call, call tone adjustment, call tone privacy, and secrecy of conversation. Fitted with door open pushbutton, switchboard call, actuator control art. 1256 and free (C/N.O.). Up to 6 supplementary pushbuttons can be added, of which a maximum of 3 LEDs. Allows management of the local floor call and call repetition. Complete with dip-switch with 8 positions for selection of the desired user code. Fitted with terminal 1214/2. With this model, the facia can be replaced. Dimensions: 95X215X58 mm.




2628B Elegance version black telephone

Black telephone with electronic call, call tone adjustment, call tone privacy, and secrecy of conversation. Fitted with door open pushbutton, switchboard call, actuator control art. 1256 and free (C/N.O.). Up to 6 supplementary pushbuttons can be added, of which a maximum of 3 LEDs. Allows management of the local floor call and call repetition. Complete with dip-switch with 8 positions for selection of the desired user code. Fitted with terminal 1214/2. With this model, the facia can be replaced. Dimensions: 95X215X58 mm.



2610 Citofono versione elegance con funzione privacy/dottore e servizio intercomunicante

Citofono con chiamata elettronica, tasto di conversazione sulla base, regolazione volume di chiamata, segreto di conversazione, privacy. Dotato di serie di pulsanti apriporta, chiamata centralino, comando attuatore Art. 1256 e led per funzioni varie (occupato e funzione dottore). È possibile aggiungere fino a 6 pulsanti supplementari di cui max 3 led. Consente la gestione della chiamata fuori porta e ripetizione di chiamata. Completo di dip-switch a 8 posizioni per la selezione del codice utente desiderato. Citofono da utilizzare in impianti misti audio/video Simplebus 1, Simplebus 2 e nei kit Bravokit o Divakit. In questo caso, il citofono dispone della funzione intercomunicante. Corredato del morsetto di derivazione art. 1214/2C. In questo modello è possibile sostituire la cover. Dimensioni; 95X215X58 mm.



1252 Simplebus Amplifier for additional units in parallel

Up to 16 monitors/telephones can be connected with the same address, in order to ring at the same time. By adding additional Power supplies, all the monitors they can also turn ON simultaneously after a call. Art. 1252 does not provide power to the monitor. Dimensions 6 DIN modules. Power supply 120-230 Vac.


SIMPLEBUS

IPOWER

KIT

SIMPLICITY

SIMPLEKEY



8371 Single-family surface-mounted kit with Vandalcom entrance panel and Bravo monitor

The kit includes: 1 Bravo monitor art. 5702, 1 bracket art. 5714KC, 1 transformer art. 1205/B, 1 Vandalcom external unit art. 4877BKC, 1 branch terminal art. 1214KC and 1 termination terminal art. 1216.



3159/1 Stainless steel flush-mounted housing

Stainless steel flush-mounted housing. 1 module.
Dimensions 142X142X58 mm.



4877BKC Additional external unit with 1 pushbutton

External unit with 1 pushbutton, with 1/3" CCD B/W camera, infrared lighting, microphone and loudspeaker volume adjustment. Complete with module-holder frame and flush-mounted box.




4660KC GA/V unit with camera

A/V unit with 1/3" CCD B/W camera, infrared lighting, microphone and loudspeaker volume adjustment.



1224A Switching device

To be used in the case of addition of a second video entry phone unit to the basic kit. Power supply 12V AC. (use transformer Art. 1200) Dimensions: 60X85X35 mm (4 DIN modules).



4833C Line amplifier

This regenerates the riser signal relative to the video component. Complete with microcontroller for optimal operation management. Follow the indications in the technical documentation for its use. Power supply: 12V AC or 20V DC. Dimensions: 66X85X35 mm (4 DIN modules).




1122/A Relay for general uses 12-24V DC-AC (4 DIN mod.)

Relay 12/24V DC-AC 10A for general uses. Dimensions: 66X85X35 mm (4 DIN modules).



1136/A Relay 12-24V DC-AC with 2 commutations (4 DIN modules)

Relay 12/24V DC-AC 10A for general uses with 2 commutations. Dimensions: 66X85X35 mm (4 DIN modules).



1256 Actuator relay

Intelligent device for controlling a 10A relay (on board) for general purposes. It can be used in any type of Simplebus system. Follow the indications in the technical documentation for its use and to programme the function desired. Power supply: 12V AC or 20V DC. Dimensions: 66X85X35 mm (4 DIN modules).



1257 TV interface

Art. 1257 is used to send video signals down the BUS line from external units or separate video cameras, to external monitors, televisions or external DVRs. This unit can be used with systems with Simplebus 1, Simplebus 2 and Simplebus Color wiring.



1259C Switcher for remote cameras

Module which allows modulation and transmission of the video signal coming from 3 colour cameras visible sequentially together with the image coming from the external unit. Sequential switching of the cameras is possible by using the Bravo or Genius monitor actuator pushbutton. Possibility of managing private cameras. Power supply 12 V AC or 20 V DC. Dimensions: 60X85X35 mm (4 DIN modules).



1212/B Transformer

Transformer of power supply for additional monitor to be used when immediate monitor lighting following the call is desired. Transformer for primary 230V, secondary 20V DC. Dimensions: 87.5X105X65 mm (5 DIN modules).



1205/B Power supply

Transformer of power supply for additional monitor to be used when immediate monitor lighting following the call is desired. Transformer for primary 230V, secondary 20V DC. Dimensions: 87.5X105X65 mm (5 DIN modules).



5702 Bravo handset version COLOUR Monitor

Handset version Bravo monitor with 4" colour screen, The chrome keys, the brilliant white gloss finish combined with the silver colour base combined with the etched glass effect fascia. It is fitted as standard with door open pushbuttons and two pushbuttons for various functions, signalling LED, brightness adjustment, contrast adjustment, and slide call volume adjustment. The "Call tone" function, which allows the call tone to be temporarily excluded, is standard and is obtained by positioning the call volume on zero. It can be converted into a desk version with art. 5712. Dimensions: 212X225X55 mm




5714KC Bracket

Completion bracket for Bravo monitor art. 5702. Fitted with branch terminal art. 1214KC.




5712 Desk base for BRAVO series monitor

Allows all the Bravo monitors to be converted into the desk version, both in the handset and hands-free version. Complete with 2 mt of cable and connection boss. Dimensions: 173X186.5X174 mm.



5733 Card with 4 additional pushbuttons

Card with 4 additional pushbuttons (N/O or for digital services), provided with fixing screws. Can be inserted inside all the BRAVO series monitors easily without having to open the monitor.



5734 Card with 2 additional pushbuttons and 2 additional LEDs

Card with 2 additional pushbuttons (N/O or for digital services) and 2 additional LEDs, provided with fixing screws. Can be inserted inside all the BRAVO series monitors easily without having to open the monitor.



1214/2C Branch terminal

Terminal required when expanding the system with an additional telephone.



1229 Additional bell

Additional bell for call repetition, can be controlled directly from terminals S- and S+ of the brackets and/or of the telephones. Surface-mounted or on civil series 503 box. Dimensions: 110X75X29 mm.



2608 Standard version telephone

Telephone with electronic call, call tone adjustment, privacy of speech, call tone privacy, door open pushbutton and supplementary pushbutton for porter switchboard call or free (C/N.O.). By means of selection jumper, the second pushbutton can be used to control actuator art. 1256. Allows management of the local floor call and call repetition. Complete with dip-switch with 8 positions for selection of the desired user code. With this model, addition of pushbuttons or supplementary LEDs is not possible. Dimensions: 95X215X58 mm.



2628 Elegance version telephone

Telephone with electronic call, call tone adjustment, call tone privacy, and secrecy of conversation. Fitted with door open pushbutton, switchboard call, actuator control art. 1256 and free (C/N.O.). Up to 6 supplementary pushbuttons can be added, of which a maximum of 3 LEDs. Allows management of the local floor call and call repetition. Complete with dip-switch with 8 positions for selection of the desired user code. Fitted with terminal 1214/2C. With this model, the facia can be replaced. Dimensions: 95X215X58 mm.



2628B Elegance version black telephone

Black telephone with electronic call, call tone adjustment, call tone privacy, and secrecy of conversation. Fitted with door open pushbutton, switchboard call, actuator control art. 1256 and free (C/N.O.). Up to 6 supplementary pushbuttons can be added, of which a maximum of 3 LEDs. Allows management of the local floor call and call repetition. Complete with dip-switch with 8 positions for selection of the desired user code. Fitted with terminal 1214/2C. With this model, the facia can be replaced. Dimensions: 95X215X58 mm.



2610 Elegance version telephone for Simplebus digital cabling with privacy/doctor function and intercom service

Telephone with electronic call, call volume adjustment, privacy of speech, call tone privacy. Fitted as standard with door open pushbuttons, porter switchboard call, actuator control Art. 1256 and LED for various functions (engaged and doctor function). Up to 6 supplementary pushbuttons can be added, of which a maximum of 3 LEDs. Allows management of the floor door call and call repetition. Complete with dip-switch with 8 positions for selection of the desired user code. Telephone to be used in mixed audio/video Simplebus 1, Simplebus 2, in the Bravokit kit and in the Divakit. If used in the Divakit, the telephone has the intercom function. Fitted with branch terminal art. 1214/2C. With this model, the facia can be replaced. Dimensions: 95X215X58 mm.



1252 Simplebus Amplifier for additional units in parallel

Up to 16 monitors/telephones can be connected with the same address, in order to ring at the same time. By adding additional Power supplies, all the monitors they can also turn ON simultaneously after a call. Art. 1252 does not provide power to the monitor. Dimensions 6 DIN modules. Power supply 120-230 Vac.



8491 Single-family colour kit with Diva monitor and Powercom entrance panel

The kit includes: 1 Diva monitor art. 4780, 1 bracket art. 4784KC, 1 trasformer art. 1205/B, 1 entrance panel art. 4875KC, 1 branch terminal art. 1214KC and 1 termination terminal art. 1216.



8492 Two-family colour kit with Diva monitor and Powercom entrance panel

The kit includes: 2 Diva monitor art. 4780, 2 brackets art. 4784KC, 1 trasformer art. 1205/B, 1 entrance panel art. 4876KC, 2 branch terminal art. 1214KC and 1 termination terminal art. 1216.



8491B Single-family colour kit with black Diva monitor and Powercom entrance panel

The kit includes: 1 Diva monitor art. 4780B, 1 bracket art. 4784KC, 1 trasformer art. 1205/B, 1 entrance panel art. 4875KC, 1 branch terminal art. 1214KC and 1 termination terminal art. 1216.



8492B Two-family colour kit with black Diva monitor and Powercom entrance panel

The kit includes: 2 Diva monitor art. 4780B, 2 brackets art. 4784KC, 1 trasformer art. 1205/B, 1 entrance panel art. 4876KC, 2 branch terminal art. 1214KC and 1 termination terminal art. 1216.



3312/1 Rain shield for Powercom entrance panel

Rain shield for Powercom entrance panel. N° modules: 1
Dimensions: 135X135.5X60 mm.



3316/1 Surface-mounted housing

Stainless steel flush-mounted housing. 1 module.
Dimensions 123X123X32.5 mm.



3319/1 Surface-mounted housing with rain roof for Powercom entrance panel

Flush-mounted housing with rain roof for Powercom entrance panel. N° modules: 1. Dimensions: 135X135X91 mm.



4875KC Additional external unit with 1 pushbutton

External unit, with 1/3" CCD colour camera, led camera illumination, microphone and loudspeaker volume adjustment, aluminium call pushbutton with name label. Complete with die-case aluminium module-holder frame and flush-mounted box. Dimensions: 125X125X15,5.



4876KC Additional external unit with 2 pushbuttons

External unit, with 1/3" CCD colour camera, led camera illumination, microphone and loudspeaker volume adjustment, aluminium call pushbutton with name label. Complete with die-case aluminium module-holder frame and flush-mounted box. Dimensions: 125X125X15,5.



4660KC A/V unit with camera

A/V unit with 1/3" CCD colour camera, led camera illumination, microphone and loudspeaker volume adjustment.



3328/PK Kit Powercode

This article allows completion of the external units of kits with an electronic key with a code for opening the access door by means of an 8-figure secret code programmable by the user. The article includes an electronic coded key module with 2 relays art. 3328, a flush-mounted box art. 3110/2 and a frame art. 3311/2G.



1224A Switching device

To be used in the case of addition of a second video entry phone unit to the basic kit. 12V AC power supply. (use transformer Art. 1200) Dimensions: 60X85X35 mm (4 DIN modules).



4833C Line amplifier

This regenerates the riser signal relative to the video component. Complete with microcontroller for optimal operation management. Follow the indications in the technical documentation for its use. Power supply: 12 V AC or 20 V DC. Dimensions: 66X85X35 mm (4 DIN modules).



1122/A Relay for general uses 12-24V DC-AC (4 DIN modules)

Relay 12/24V DC-AC 10A for general uses. Dimensions: 66X85X35 mm (4 DIN modules).



1136/A Relay 12-24V DC-AC with 2 commutations

Relay 12/24V DC-AC 10A for general uses with 2 commutations. Dimensions: 66X85X35 mm (4 DIN modules).



1256 Actuator relay

Intelligent device for controlling a 10A relay (on board) for general uses. Follow the indications in the technical documentation for its use and to programme the function desired.

Power supply: 12V AC or 20V DC.

Dimensions: 66X85X35 mm (4 DIN modules).



1257 TV interface

Art. 1257 is used to send video signals down the BUS line from external units or separate video cameras, to external monitors, televisions or external DVRs. This unit can be used with systems with Simplebus 1, Simplebus 2 and Simplebus Color wiring.



1259C Switcher for remote cameras

Module which allows modulation and transmission of the video signal coming from 3 colour cameras sequentially together with the image coming from the external unit. Sequential switching of the cameras is possible by using the Genius monitor actuator pushbutton. Power supply 12 V AC or 20 V DC.

Dimensions: 60X85X35 mm (4 DIN modules).



1212/B Transformer

Transformer of power supply for additional monitor to be used when the additional monitor is configured as a main. Transformer for primary 110V, secondary 20V DC. Dimensions: 87.5X105X65 mm (5 DIN modules).



1205/B Power supply

The transformer provides 2 outputs: one to supply the external unit and the electric lock and one to supply the monitor. Dimensions: 105X85X85 mm 500mA delayed protection fuse. Terminal board: AC110V network voltage input ~ AC output for external unit and electric lock + - 20V DC power supply output of the monitor. Dimensions: 105X85X85 mm (6 DIN modules).



4780 Diva hands-free telephone

Colour monitor with 3.5" high-resolution LCD display. Made of ABS with aluminium front, fitted with hands-free function, call volume adjustment. Fitted with 1 door-opening pushbutton, 1 speech pushbutton provided with LED indication, 1 pushbutton for the "privacy" or manual speak/listen function provided with LED and 3 free (N.O.) pushbuttons for various services. It can be converted into the desk version by adding art. 4782. Dimensions: 260X127X38 mm.



4780B Black Diva hands-free telephone

Colour monitor with 3.5" high-resolution LCD display. Made of ABS with aluminium front, fitted with hands-free function, call volume adjustment. Fitted with 1 door-opening pushbutton, 1 speech pushbutton provided with LED indication, 1 pushbutton for the "privacy" or manual speak/listen function provided with LED and 3 free (N.O.) pushbuttons for various services. It can be converted into the desk version by adding art. 4782. Dimensions: 260X127X38 mm.



4782 Desk base for Diva monitor

Desk base converts the Diva monitor into the desktop version. Complete with 2 m of cable and connection box
Dimensions: 180X180X180 mm



4784KC Bracket for monitor

Bracket for Diva monitor art. 4780 and 4780B, to use with Diva-kits. Fitted with branch terminal art. 1214KC.



1214/2C Branch terminal

Terminal required when expanding the system with an additional telephone.



1229 Additional bell

Additional bell for call repetition, which can be controlled directly from terminals S- S+ of the brackets and/or by the telephones. Surface-mounted or mounted on civil series box 503. Dimensions: 110X75X29mm.



2608 Standard version telephone

Telephone with electronic call, call tone adjustment, privacy of speech, call tone privacy, door open pushbutton and supplementary pushbutton for porter switchboard call or free (C/N.O.). By means of selection jumper, the second pushbutton can be used to control actuator art. 1256. Allows management of the local floor call and call repetition. Complete with dip-switch with 8 positions for selection of the desired user code. With this model, addition of pushbuttons or supplementary LEDs is not possible. Dimensions: 95X215X58 mm.



2628 Elegance version telephone

Telephone with electronic call, call tone adjustment, call tone privacy, and secrecy of conversation. Fitted with door open pushbutton, switchboard call, actuator control art. 1256 and free (C/N.O.). Up to 6 supplementary pushbuttons can be added, of which a maximum of 3 LEDs. Allows management of the local floor call and call repetition. Complete with dip-switch with 8 positions for selection of the desired user code. Fitted with terminal 1214/2C. With this model, the facia can be replaced. Dimensions: 95X215X58 mm.



2628B Elegance version black telephone

Black telephone with electronic call, call tone adjustment, call tone privacy, and secrecy of conversation. Fitted with door open pushbutton, switchboard call, actuator control art. 1256 and free (C/N.O.). Up to 6 supplementary pushbuttons can be added, of which a maximum of 3 LEDs. Allows management of the local floor call and call repetition. Complete with dip-switch with 8 positions for selection of the desired user code. Fitted with terminal 1214/2C. With this model, the facia can be replaced.

Dimensions: 95X215X58 mm.



2610 Elegance version telephone for Simplebus digital cabling with privacy/doctor function and intercom service


Telephone with electronic call, call volume adjustment, privacy of speech, call tone privacy. Fitted as standard with door open push-buttons, porter switchboard call, actuator control Art. 1256 and LED for various functions (engaged and doctor function). Up to 6 supplementary pushbuttons can be added, of which a maximum of 3 LEDs. Allows management of the floor door call and call repetition. Complete with dip-switch with 8 positions for selection of the desired user code. Telephone to be used in mixed audio/video Simplebus 1, Simplebus 2, in the Bravokit kit and in the Divakit. If used in the Divakit, the telephone has the intercom function. Fitted with branch terminal art. 1214/2C. With this model, the facia can be replaced. Dimensions; 95X215X58 mm.



4781 Diva hands-free telephone

Made with ABS and an aluminium facia, hands-free function and call volume adjustment. Fitted with 1 door-opening pushbutton, 1 speech pushbutton provided with LED indication, 1 pushbutton for the "privacy" or manual speak/listen function provided with LED and 3 pushbuttons for various services. It can be converted into the desk version by adding art. 4782.

Dimensions: 94X260X38 mm.



1252 Simplebus Amplifier for additional units in parallel

Up to 16 monitors/telephones can be connected with the same address, in order to ring at the same time. By adding additional Power supplies, all the monitors they can also turn ON simultaneously after a call. Art. 1252 does not provide power to the monitor. Dimensions 6 DIN modules. Power supply 120-230 Vac.



8495W Single-family colour kit with Planux white monitor and Powercom entrance panel

The kit includes: 1 WHITE PLANUX monitor art.6101W, 1 bracket art.6114KC, 1 flush-mount box art.6117, 1 trasformer art. 1205/B, 1 entrance panel art.4875KC, 1 branch terminal art. 1214KC and 1 termination terminal art.1216.



8495B Single-family colour kit with Planux black monitor and Powercom entrance panel

The kit includes: 1 BLACK PLANUX monitor art.6101B, 1 bracket art.6114KC, 1 flush-mount box art.6117, 1 trasformer art. 1205/B, 1 entrance panel art.4875KC, 1 branch terminal art. 1214KC and 1 termination terminal art.1216.



8496W Two-family colour kit with Planux white monitor and Powercom entrance panel

The kit includes: 2 WHITE PLANUX monitor art.6101W, 2 bracket art.6114KC, 2 flush-mount box art.6117, 1 trasformer art. 1205/B, 1 entrance panel art.4876KC, 2 branch terminal art. 1214KC and 1 termination terminal art.1216.



8496B Two-family colour kit with Planux black monitor and Powercom entrance panel

The kit includes: 2 BLACK PLANUX monitor art.6101B, 2 bracket art.6114KC, 2 flush-mount box art.6117, 1 trasformer art. 1205/B, 1 entrance panel art.4876KC, 2 branch terminal art. 1214KC and 1 termination terminal art.1216.



3312/1 Rain shield for Powercom entrance panel

Rain shield for Powercom entrance panel. N° modules: 1
Dimensions: 135X135.5X60 mm.



3316/1 Surface-mounted housing

Stainless steel flush-mounted housing. 1 module.
Dimensions 123X123X32.5 mm.



3319/1 Surface-mounted housing with rain roof for Powercom entrance panel

Flush-mounted housing with rain roof for Powercom entrance panel. N° modules: 1. Dimensions: 135X135X91 mm.



4875KC Additional external unit with 1 pushbutton

External unit, with 1/3" CCD colour camera, led camera illumination, microphone and loudspeaker volume adjustment, aluminium call pushbutton with name label. Complete with die-case aluminium module-holder frame and flush-mounted box. Dimensions: 125X125X15,5.




4876KC Additional external unit with 2 pushbuttons

External unit, with 1/3" CCD colour camera, led camera illumination, microphone and loudspeaker volume adjustment, aluminium call pushbutton with name label. Complete with die-case aluminium module-holder frame and flush-mounted box. Dimensions: 125X125X15,5.



4660KC A/V unit with camera

A/V unit with 1/3" CCD colour camera, led camera illumination, microphone and loudspeaker volume adjustment.



3328/PK Kit Powercode

This article allows completion of the external units of kits with an electronic key with a code for opening the access door by means of an 8-figure secret code programmable by the user. The article includes an electronic coded key module with 2 relays art. 3328, a flush-mounted box art. 3110/2 and a frame art. 3311/2G.



1224A Switching device

To be used in the case of addition of a second video entry phone unit to the basic kit. 12V AC power supply. (use transformer Art. 1200) Dimensions: 60X85X35 mm (4 DIN modules).



4833C Line amplifier

This regenerates the riser signal relative to the video component. Complete with microcontroller for optimal operation management. Follow the indications in the technical documentation for its use. Power supply: 12 V AC or 20 V DC. Dimensions: 66X85X35 mm (4 DIN modules).



1122/A Relay for general uses 12-24V DC-AC (4 DIN modules)

Relay 12/24V DC-AC 10A for general uses. Dimensions: 66X85X35 mm (4 DIN modules).



1256 Actuator relay

Intelligent device for controlling a 10A relay (on board) for general uses. Follow the indications in the technical documentation for its use and to programme the function desired. Power supply: 12V AC or 20V DC. Dimensions: 66X85X35 mm (4 DIN modules).



1257 TV interface

Art. 1257 is used to send video signals down the BUS line from external units or separate video cameras, to external monitors, televisions or external DVRs. This unit can be used with systems with Simplebus 1, Simplebus 2 and Simplebus Color wiring.



1259C Switcher for remote cameras

Module which allows modulation and transmission of the video signal coming from 3 colour cameras sequentially together with the image coming from the external unit. Sequential switching of the cameras is possible by using the Genius monitor actuator pushbutton. Power supply 12 V AC or 20 V DC. Dimensions: 60X85X35 mm (4 DIN modules).



1212/B Transformer

Transformer of power supply for additional monitor to be used when the additional monitor is configured as a main. Transformer for primary 110V, secondary 20V DC. Dimensions: 87.5X105X65 mm (5 DIN modules).



1205/B Power supply

The transformer provides 2 outputs: one to supply the external unit and the electric lock and one to supply the monitor. Dimensions: 105X85X85mm 500mA delayed protection fuse. Terminal board: AC110V network voltage input ~ AC output for external unit and electric lock + - 20V DC power supply output of the monitor.



6101B Planux monitor in black

3.5" colour monitor with OSD. Equipped with "sensitive touch" technology and full-duplex hands-free function. Audio, ringtone, colour, brightness and contrast controls. You can select the ringtone you want from a choice of 7 different tunes. Equipped with door lock release pushbutton with LED, audio enable/disable pushbutton with LED, privacy or doctor function (selectable from menu) pushbutton, automatic switch-on pushbutton, 2 spare pushbuttons for various uses and 4 pushbuttons for menu access, navigation and confirmation. The monitor can be converted into a desktop version using art. 6112. Dimensions 145X145X33mm.



6101W Planux monitor in white

3.5" colour monitor with OSD. Equipped with "sensitive touch" technology and full-duplex hands-free function. Audio, ringtone, colour, brightness and contrast controls. You can select the ringtone you want from a choice of 7 different tunes. Equipped with 1 door lock release pushbutton with LED, audio enable/disable pushbutton with LED, privacy or doctor function (selectable from menu) pushbutton, automatic switch-on pushbutton, 2 spare pushbuttons for various uses and 4 pushbuttons for menu access, navigation and confirmation. The monitor can be converted into a desktop version using art. 6112. Dimensions 145X145X33mm.



6114C Bracket for wiring Simplebus Color for Planux monitor

The video door entry system is complete conversation privacy as standard. Handles local floor calls and call repetition as standard. Dimensions: 96X106X17 mm.



6114CI Bracket with intercom function for wiring Simplebus Color for Planux monitor

The video door entry system is complete with conversation privacy. Handles local floor calls and call repetition as standard. Dimensions: 96X106X17 mm.



6112 Desktop base with 8 terminals for Planux monitor

Desktop base for converting the Planux monitor for desktop use. Complete with 2 m of RJ45 terminated cable for the use of RJ45 wall sockets and connection box. Dimensions: 145X190X120 mm.




6117 Flush-mount box for Planux monitor

Flush-mount box for Planux monitor. For use with with tilt accessory art. 6122. Dimensions: 132X132X50 mm.



6118 Mounting kit for plasterboard walls



6120 Surface housing for Planux monitor

Surface housing for Planux monitor. Cannot be used with tilt accessory art. 6122. Dimensions: 145X145X26 mm.



6121 Surface Housing for Planux monitor

Long bracket for wall-mounting of Planux monitor. For use with with tilt accessory art. 6122. Dimensions: 145X145X45 mm.



6122 Tilt accessory for Planux monitor

Accessory for tilting the Planux monitor, for use in conjunction with art. 6121 or flush-mount box art. 6117. Dimensions: 136X136X40 mm. Maximum tilt 20°.



6101Z Planux template with two buttons

Planux was also designed for people who want the utmost simplicity of use from their internal unit and only want entry call and door lock release functions.



6101D Green Valley - Templates Prestige

6101E Madre Perla - Templates Prestige

6101C Wengé - Templates Prestige

6101J Gold - Templates Prestige



6101F Rock Violet - Templates Trendy

6101G Orange Sunshine - Templates Trendy

6101H Royal Red - Templates Trendy

6101I Blue Sky - Templates Trendy



6101L White - Templates Classic

6101N Black - Templates Classic



1214/2C Branch terminal

Terminal required when expanding the system with an additional telephone. Dimensions: 20X20X25 mm.



1229 Additional bell

Additional bell for call repetition, which can be controlled directly from terminals S- S+ of the brackets and/or by the telephones. Surface-mounted or mounted on civil series box 503. Dimensions: 110X75X29mm.



2608 Standard version telephone

Telephone with electronic call, call tone adjustment, privacy of speech, call tone privacy, door open pushbutton and supplementary pushbutton for porter switchboard call or free (C/N.O.). By means of selection jumper, the second pushbutton can be used to control actuator art. 1256. Allows management of the local floor call and call repetition. Complete with dip-switch with 8 positions for selection of the desired user code. With this model, addition of pushbuttons or supplementary LEDs is not possible. Dimensions: 95X215X58 mm.



2628 Elegance version telephone

Telephone with electronic call, call tone adjustment, call tone privacy, and secrecy of conversation. Fitted with door open pushbutton, switchboard call, actuator control art. 1256 and free (C/N.O.). Up to 6 supplementary pushbuttons can be added, of which a maximum of 3 LEDs. Allows management of the local floor call and call repetition. Complete with dip-switch with 8 positions for selection of the desired user code. Fitted with terminal 1214/2C. With this model, the facia can be replaced.
Dimensions: 95X215X58 mm.




2628B Elegance version black telephone

Black telephone with electronic call, call tone adjustment, call tone privacy, and secrecy of conversation. Fitted with door open pushbutton, switchboard call, actuator control art. 1256 and free (C/N.O.). Up to 6 supplementary pushbuttons can be added, of which a maximum of 3 LEDs. Allows management of the local floor call and call repetition. Complete with dip-switch with 8 positions for selection of the desired user code. Fitted with terminal 1214/2C. With this model, the facia can be replaced.
Dimensions: 95X215X58 mm.



2610 Elegance version telephone for Simplebus digital cabling with privacy/doctor function and intercom service

Telephone with electronic call, call volume adjustment, privacy of speech, call tone privacy. Fitted as standard with door open pushbuttons, porter switchboard call, actuator control Art. 1256 and LED for various functions (engaged and doctor function). Up to 6 supplementary pushbuttons can be added, of which a maximum of 3 LEDs. Allows management of the floor door call and call repetition. Complete with dip-switch with 8 positions for selection of the desired user code. Telephone to be used in mixed audio/video Simplebus 1, Simplebus 2, in the Bravokit kit and in the Divakit. If used in the Divakit, the telephone has the intercom function. Fitted with branch terminal art. 1214/2C. With this model, the facia can be replaced. Dimensions; 95X215X58 mm.



1252 Simplebus Amplifier for additional units in parallel

Up to 16 monitors/telephones can be connected with the same address, in order to ring at the same time. By adding additional Power supplies, all the monitors they can also turn ON simultaneously after a call. Art. 1252 does not provide power to the monitor. Dimensions 6 DIN modules. Power supply 120-230 Vac.



8493G Single-family colour kit with Maestro Silver monitor and Powercom entrance panel

The kit includes: 1 MAESTRO monitor art. 5900B, 1 bracket art. 5914KC, 1 trasformer art. 1205/B, 1 entrance panel art. 4875KC, 1 branch terminal art. 1214KC and 1 termination terminal art. 1216.



8494G Two-family colour kit with Maestro Silver monitor and Powercom entrance panel

The kit includes: 2 MAESTRO monitor art. 5900B, 2 bracket art. 5914KC, 1 trasformer art. 1205/B, 1 entrance panel art. 4876KC, 2 branch terminal art. 1214KC and 1 termination terminal art. 1216.



8493B Single-family colour kit with Maestro Black monitor and Powercom entrance panel

The kit includes: 1 MAESTRO monitor art. 5900B, 1 bracket art. 5914KC, 1 trasformer art. 1205/B, 1 entrance panel art. 4875KC, 1 branch terminal art. 1214KC and 1 termination terminal art. 1216.



8494B Two-family colour kit with Maestro Black monitor and Powercom entrance panel

The kit includes: 2 MAESTRO monitor art. 5900B, 2 bracket art. 5914KC, 1 trasformer art. 1205/B, 1 entrance panel art. 4876KC, 2 branch terminal art. 1214KC and 1 termination terminal art. 1216.



3312/1 Rain shield for Powercom entrance panel

Rain shield for Powercom entrance panel. N° modules: 1
Dimensions: 135X135.5X60 mm.



3316/1 Surface-mounted housing

Stainless steel flush-mounted housing. 1 module.
Dimensions 123X123X32.5 mm.



3319/1 Surface-mounted housing with rain roof for Powercom entrance panel

Surface-mounted housing with rain roof for Powercom entrance panel. N° modules: 1. Dimensions: 135X135X91 mm.



4875KC Additional external unit with 1 pushbutton

External unit, with 1/3" CCD colour camera, led camera illumination, microphone and loudspeaker volume adjustment, aluminium call pushbutton with name label. Complete with die-case aluminium module-holder frame and flush-mounted box. Dimensions: 125X125X15,5.



4876KC Additional external unit with 2 pushbuttons

External unit, with 1/3" CCD colour camera, led camera illumination, microphone and loudspeaker volume adjustment, aluminium call pushbutton with name label. Complete with die-case aluminium module-holder frame and flush-mounted box. Dimensions: 125X125X15,5.



4660KC A/V unit with camera

A/V unit with 1/3" CCD colour camera, led camera illumination, microphone and loudspeaker volume adjustment.



3328/PK Kit Powercode

This article allows completion of the external units of kits with an electronic key with a code for opening the access door by means of an 8-figure secret code programmable by the user. The article includes an electronic coded key module with 2 relays art. 3328, a flush-mounted box art. 3110/2 and a frame art. 3311/2G.



1224A Switching device

To be used in the case of addition of a second video entry phone unit to the basic kit. 12V AC power supply. (use transformer Art. 1200) Dimensions: 60X85X35 mm (4 DIN modules).



4833C Line amplifier

This regenerates the riser signal relative to the video component. Complete with microcontroller for optimal operation management. Follow the indications in the technical documentation for its use. Power supply: 12 V AC or 20 V DC. Dimensions: 66X85X35 mm (4 DIN modules).



1122/A Relay for general uses 12-24V DC-AC (4 DIN modules)

Relay 12/24V DC-AC 10A for general uses. Dimensions: 66X85X35 mm (4 DIN modules).



1256 Actuator relay

Intelligent device for controlling a 10A relay (on board) for general uses. Follow the indications in the technical documentation for its use and to programme the function desired. Power supply: 12V AC or 20V DC. Dimensions: 66X85X35 mm (4 DIN modules).



1257 TV interface

Art. 1257 is used to send video signals down the BUS line from external units or separate video cameras, to external monitors, televisions or external DVRs. This unit can be used with systems with Simplebus 1, Simplebus 2 and Simplebus Color wiring.



1259C Switcher for remote cameras

Module which allows modulation and transmission of the video signal coming from 3 colour cameras sequentially together with the image coming from the external unit. Sequential switching of the cameras is possible by using the Genius monitor actuator pushbutton. Power supply 12 V AC or 20 V DC. Dimensions: 60X85X35 mm (4 DIN modules).



1212/B Transformere

Transformer of power supply for additional monitor to be used when the additional monitor is configured as a main. Transformer for primary 110V, secondary 20V DC. Dimensions: 87.5X105X65 mm (5 DIN modules).



1205/B Power supply

The transformer provides 2 outputs: one to supply the external unit and the electric lock and one to supply the monitor. Dimensions: 105X85X85mm 500mA delayed protection fuse. Terminal board: AC110V network voltage input ~ AC output for external unit and electric lock + - 20V DC power supply output of the monitor.



5900G Maestro Silver Monitor

Colour monitor with 5.6" high-resolution display. Made in ABS with aluminium fascia, half-duplex handsfree function with audio, ringtone, colour and contrast controls. Fitted with 1 door-opening pushbutton, 1 audio pushbutton, 1 pushbutton for the privacy function and 5 pushbuttons for a variety of functions.

The monitor converts into the desktop version with art. 5912. Dimensions: 185X185X38mm



5900B Maestro Black Monitor

Colour monitor with 5.6" high-resolution display. Made in ABS with aluminium fascia, half-duplex handsfree function with audio, ringtone, colour and contrast controls. Fitted with 1 door-opening pushbutton, 1 audio pushbutton, 1 pushbutton for the privacy function and 5 pushbuttons for a variety of functions. The monitor converts into the desktop version with art. 5912.

Dimensions: 185X185X38mm.



5914KC Bracket for Maestro Kit

Bracket required for Maestro monitor. Handles local floor calls and call repetition as standard. Maestro pushbuttons 1 to 5 can be programmed. 1 button can be free with a N.O contact on the terminal block. Equipped with LED input for a variety of signals. Dimensions: 116X110X19 mm.



5912 Desk base for Maestro monitor

Desk base converts the Maestro monitor into the desktop version. Complete with 2 m of cable and connection box. Dimensions: 180X180X180 mm



1214/2C Branch terminal

Terminal required when expanding the system with an additional telephone. Dimensions: 20X20X25 mm.



1229 Additional bell

Additional bell for call repetition, which can be controlled directly from terminals S- S+ of the brackets and/or by the telephones. Surface-mounted or mounted on civil series box 503. Dimensions: 110X75X29mm.



2608 Standard version telephone

Telephone with electronic call, call tone adjustment, privacy of speech, call tone privacy, door open pushbutton and supplementary pushbutton for porter switchboard call or free (C/N.O.). By means of selection jumper, the second pushbutton can be used to control actuator art. 1256. Allows management of the local floor call and call repetition. Complete with dip-switch with 8 positions for selection of the desired user code. With this model, addition of pushbuttons or supplementary LEDs is not possible. Dimensions: 95X215X58 mm.



2628 Elegance version telephone

Telephone with electronic call, call tone adjustment, call tone privacy, and secrecy of conversation. Fitted with door open pushbutton, switchboard call, actuator control art. 1256 and free (C/N.O.). Up to 6 supplementary pushbuttons can be added, of which a maximum of 3 LEDs. Allows management of the local floor call and call repetition. Complete with dip-switch with 8 positions for selection of the desired user code. Fitted with terminal 1214/2C. With this model, the facia can be replaced. Dimensions: 95X215X58 mm.



2628B Elegance version black telephone

Black telephone with electronic call, call tone adjustment, call tone privacy, and secrecy of conversation. Fitted with door open push-button, switchboard call, actuator control art. 1256 and free (C/N.O.). Up to 6 supplementary pushbuttons can be added, of which a maximum of 3 LEDs. Allows management of the local floor call and call repetition. Complete with dip-switch with 8 positions for selection of the desired user code. Fitted with terminal 1214/2C. With this model, the facia can be replaced.

Dimensions: 95X215X58 mm.



2610 Elegance version telephone for Simplebus digital cabling with privacy/doctor function and intercom service

Telephone with electronic call, call volume adjustment, privacy of speech, call tone privacy. Fitted as standard with door open push-buttons, porter switchboard call, actuator control Art. 1256 and LED for various functions (engaged and doctor function). Up to 6 supplementary pushbuttons can be added, of which a maximum of 3 LEDs. Allows management of the floor door call and call repetition. Complete with dip-switch with 8 positions for selection of the desired user code. Telephone to be used in mixed audio/video Simplebus 1, Simplebus 2, in the Bravokit kit and in the Divakit. If used in the Divakit, the telephone has the intercom function. Fitted with branch terminal art. 1214/2C. With this model, the facia can be replaced. Dimensions; 95X215X58 mm.



1252 Simplebus Amplifier for additional units in parallel

Up to 16 monitors/telephones can be connected with the same address, in order to ring at the same time. By adding additional Power supplies, all the monitors they can also turn ON simultaneously after a call. Art. 1252 does not provide power to the monitor. Dimensions 6 DIN modules. Power supply 120-230 Vac.

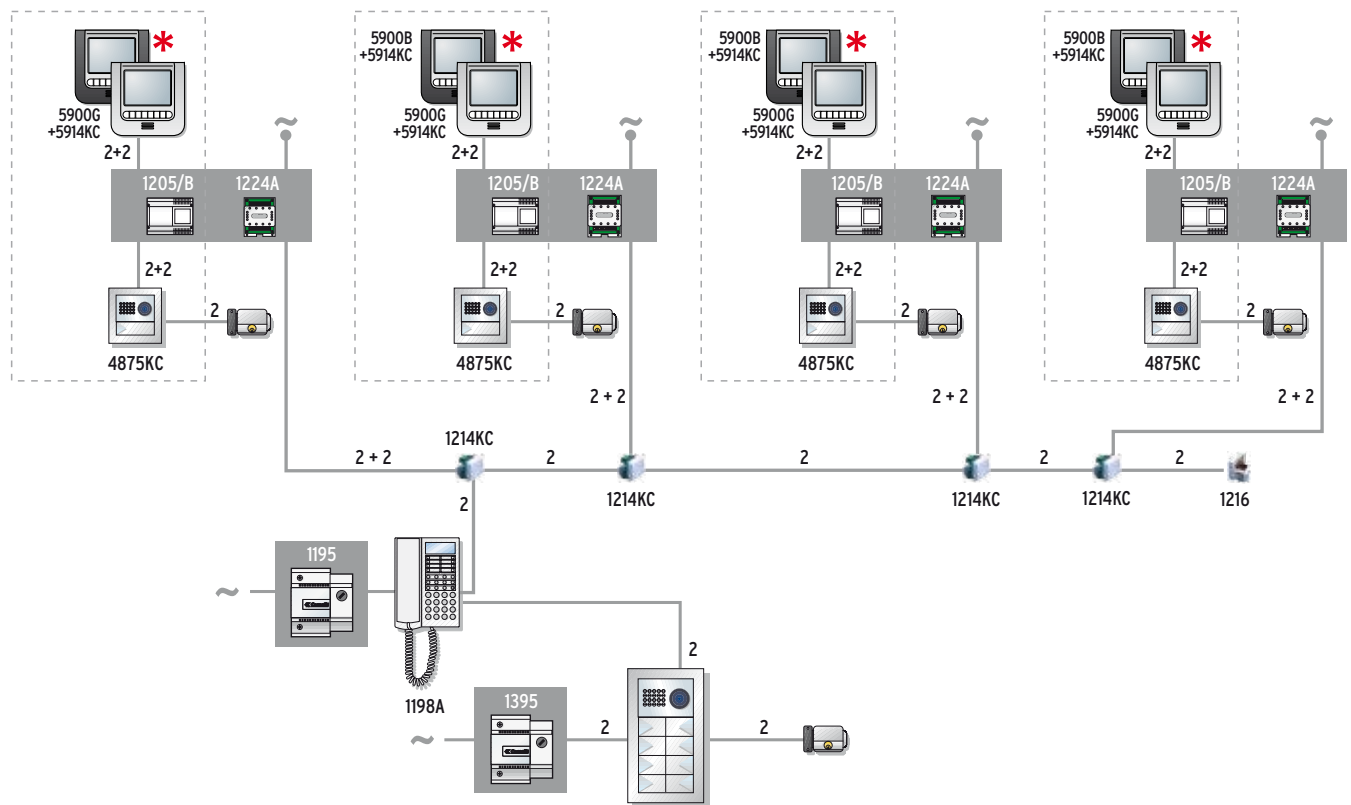
SIMPLEBUS

IPOWER

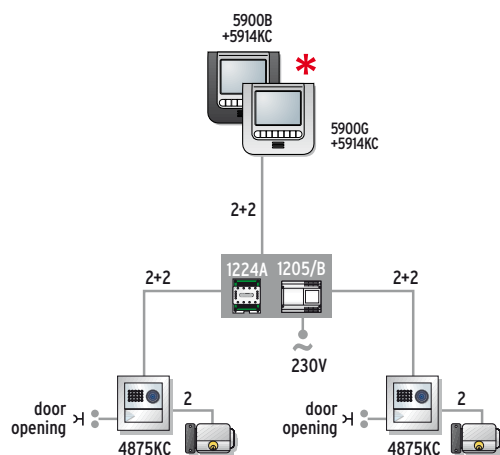
KIT

SIMPLICITY

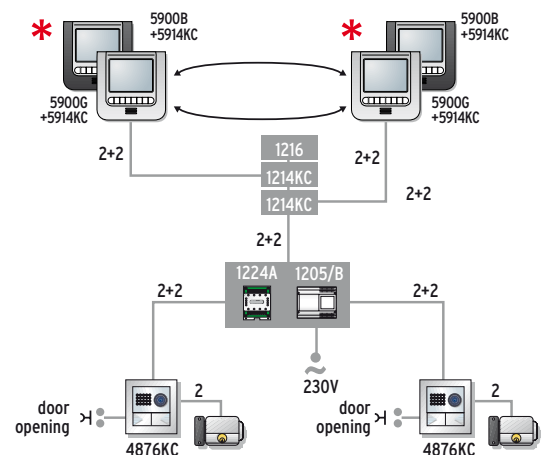
SIMPLEKEY



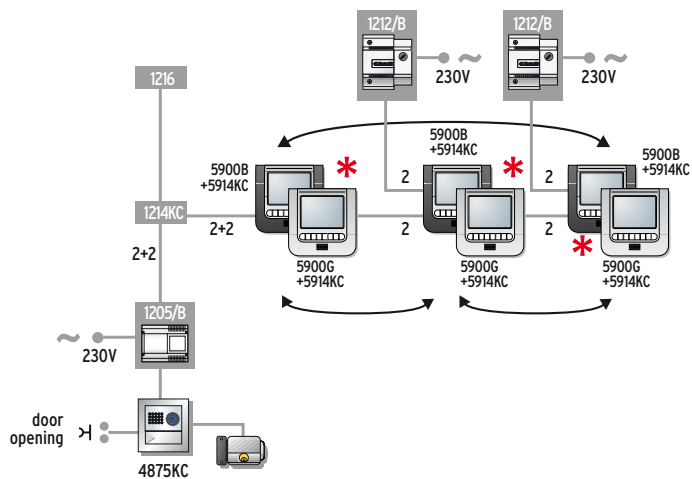
For Gated Developments with one main entrance and concierge unit



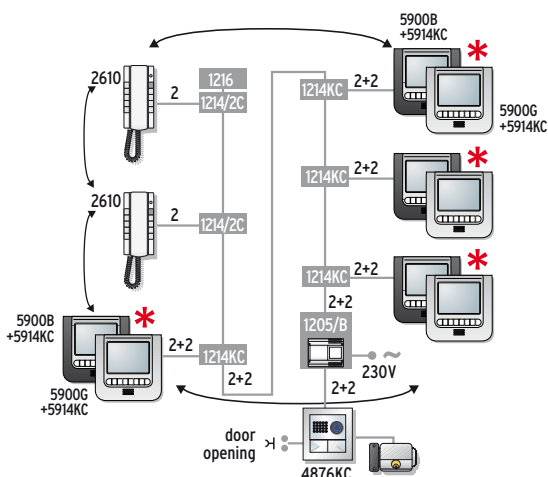
Variant with second entrance for single-family kit



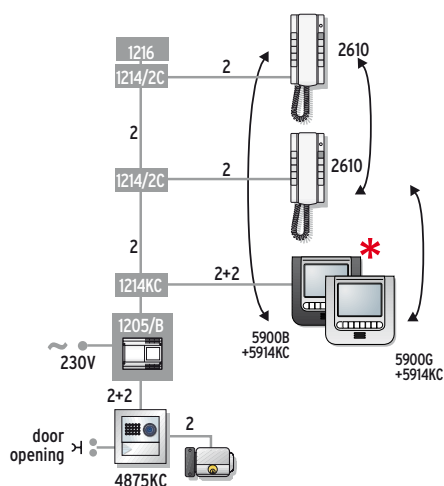
Variant with second entrance for two-family kit



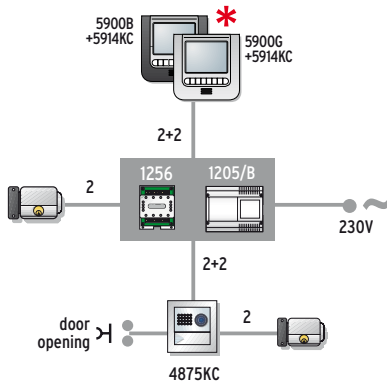
Variant with two additional monitors for single-family kit



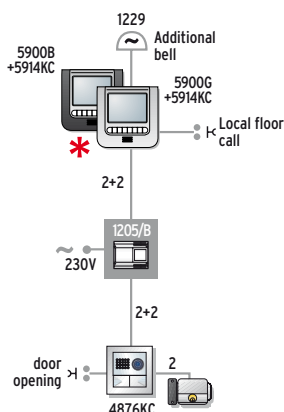
Variant with two additional monitors or entry phones for two-family kit



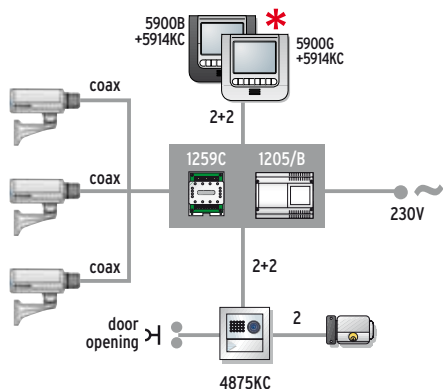
Variant with two additional entry phones for single-family kit



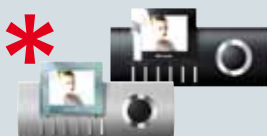
Variant with additional lock for single-family kit



Variant with floor door call connection and additional bell for single and two-family kit



Variant with additional cameras for single-family kit



With DIVA monitor use
art. **4780B + 4784KC** or
art. **4780 + 4784KC**



With PLANUX monitor use
art. **6101B + 6114KC** or
art. **6101W + 6114KC**



With BRAVO monitor use
art. **5702+5714KC (Colour)** or
art. **5701+5714/K (B&W)**



With GENIUS monitor use
art. **5802+5814KC (Colour)** or
art. **5801+5814K (B&W)**
GENIUSkit has no intercom system

SIMPLEBUS

IPower

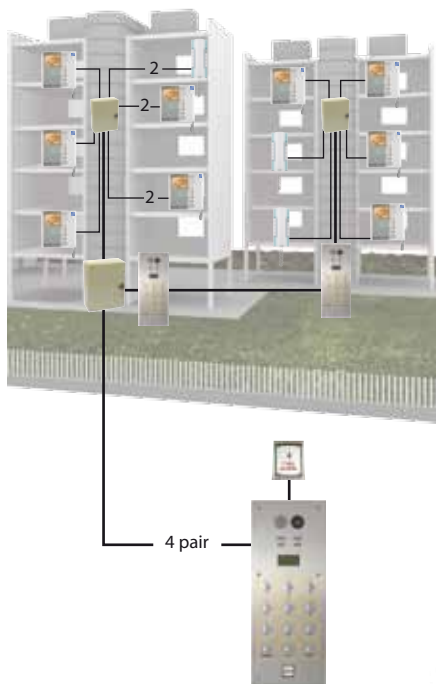
KIT

SIMPLICITY

SIMPLEKEY

SimplicityScity

SimpliCity



COMELIT

Comelit have over 50 years experience in manufacturing door entry, access control and OEM suppliers for the social housing sector. Comelit have now taken the opportunity with this experience to supply the comprehensive "SimpliCity" product range which incorporates the award winning "Simplebus-2" technology:

- Up to 50% installation time saving
 - Reduction in fault liability
 - Works with existing cabling infrastructures
 - Full speech isolation
 - UPS battery backup standard feature
- and more

INVENTING

Key to our business is listening to our customers. SimpliCity offers many options, including DDA and social housing compliant features:

- Vandal resistant marine grade 316 stainless steel
 - Security screws and lockable cabinets
 - Tough polycarbonate windows
 - Dual height for wheel chair access
 - Braille and yellow ringed buttons
 - Flush, surface or bezel mountings
 - CCTV interface to allow full recognition of visitors
 - Hearing induction loops
- and more

INNOVATION

We recognise the duty of care that housing Associations and Local Authorities must deliver to their residents and have pleasure in providing the perfect system that includes:

- Resettable electronic isolation
 - 8 and 16 way isolation cabinets
 - Visual fault indication at the apartment station
 - Tone reassurance at the apartment station
 - Privacy of conversation
 - Trades access
 - 3rd party Access Control interface as standard
 - Heavy duty lock releases
 - Internal sounders and beacons
- and more ...



Digital DDA Compliant Video Entrance Panel

Stainless Steel Vandal Resistant Video entrance panel



Alpha Numeric Digital Video Entrance Panel

Stainless Steel Vandal Resistant Video entrance panel



Audio or Video DDA Compliant Entrance Panel

Functional Stainless Steel Audio or Video Entrance Panels



Firemans Switch

Stainless Steel Firemans Switch



Emergency Break Glass

Emergency Break Glass



Push to Exit Switch

Push to Exit Switch



5722BM Bravo hands-free version colour monitor with induction loop



Hands-free version Bravo monitor with Induction Loop and 3,5" colour screen, The chrome keys, the brilliant white gloss finish combined with the silver colour base combined with the etched glass effect facia. It is fitted as standard with door open push-buttons and two pushbuttons for various functions, signalling LED, brightness adjustment, contrast adjustment, and slide call volume adjustment. The "Call tone" function, which allows the call tone to be temporarily excluded, is standard and is obtained by positioning the call volume on zero. The loudspeaker is mobile and can be lifted to the ear when you require a conversation to be private. It can be converted into a desk version with art. 5712. Dimensions: 212X225X55 mm.



5702BM Bravo handset version colour monitor with induction loop



Handset version Bravo monitor with Induction Loop and 3,5" colour screen, The chrome keys, the brilliant white gloss finish combined with the silver colour base combined with the etched glass effect facia. It is fitted as standard with door open push-buttons and two pushbuttons for various functions, signalling LED, brightness adjustment, contrast adjustment, and slide call volume adjustment. The "Call tone" function, which allows the call tone to be temporarily excluded, is standard and is obtained by positioning the call volume on zero. It can be converted into a desk version with art. 5712. Dimensions: 212X225X55 mm.



5802SH Genius Monitor in COLOUR version


Genius monitor with 3,5" colour screen, white GLOSS finish. Fitted as standard with blue door-open pushbutton and two grey pushbuttons. It has brightness control and call volume adjustment, to three different positions (high, medium and low). It can be converted into the desk version with art. 5712. Dimensions: 204X225X63 mm.

**2610SH****Elegance version telephone for Simplebus digital cabling with privacy/doctor function and intercom service**

Telephone with electronic call, call volume adjustment, privacy Of speech, call tone privacy. Fitted as standard with door open pushbuttons, porter switchboard call, actuator control Art. 1256 and LED for various functions (engaged and doctor function). Up to 6 supplementary pushbuttons can be added, of which a maximum of 3 LEDs. Allows management of the floor door call and call repetition. Complete with dip-switch with 8 positions for selection of the desired user code. Telephone to be used in mixed audio/video Simplebus 1, Simplebus 2, in the Bravokit kit and in the Divakit. If used in the Divakit, the telephone has the intercom function. Fitted with branch terminal art. 1214/2C. With this model, the facia can be replaced. Dimensions: 95X215X58 mm.

**5714CSH****Bracket for Simplebus Color cabling for BRAVO HANDSET version Monitor**

Bracket for digital Simplebus Colour system needed to complete the Bravo handset version monitor. The bracket is complete with conversation privacy. The standard pushbuttons on the monitor take on the function of door opener pushbutton, porter switchboard call (alternatively, this can be set as a control for actuator art. 1256) or free pushbutton (C/N.O.) and internal lighting pushbutton or video request. It manages the floor door call and call repetition as standard. Complete with DIP SWITCH with 8 positions for programming the user code. Addition of the pushbutton card art. 5733 allows availability of 4 supplementary pushbuttons. All the pushbuttons can be programmed by means of programmer art. 1251/A which allows the various functions to be set. Fitted with branch terminal art. 1214/2C.

**5734SH****Card with 2 additional pushbuttons and 2 additional LEDs**

Card with 2 additional pushbuttons (N/O or for digital services) and 2 additional LEDs, provided with screws. Can be inserted inside all the BRAVO series monitors rapidly without having to open the monitor.



Standard Key fob

Electronic proximity fobs

Includes an anti-forgery electronic chip • MIFARE technology, 13.56 MHz, ISO 14443A • ABS key fob format • Dimensions: 61X30. X7 mm. • Life time guarantee.

SK9050B blue	SK9050G green	SK9050GO grey/orange
SK9050Y yellow	SK9050GR grey/red	SK9050GG grey/green
SK9050O orange	SK9050GB grey/blue	
SK9050R red	SK9050GY grey/yellow	



SK9061 3-channel 868 MHz radio transmitter

868 MHz transmitter, key fob design, conforms to norm EN 300-220
Powered by one 3V CR2016 battery • 3 channels: 3rd channel obtained by pushing the 2 pushbuttons at the same time • ABS housing with rubber buttons • Operating temperature: -20°C to +50°C • Weight: 45g • Dimensions: 65.5X34X13.2 mm.

SK9062 3-channel + proximity 868 MHz radio transmitter

868 MHz bi-technology transmitter, key fob design, conforms to norm EN 300-220. • Contains a MIFARE® chip for use with proximity readers • Powered by one 3V CR2016 battery • 3 channels: 3rd channel obtained by pushing the 2 pushbuttons at the same time • ABS housing with rubber buttons • Operating temperature: -20°C to +50°C • Weight: 45g • Dimensions: 65.5X34X13.2 mm.



SK9052 Credit card badge

Electronic proximity badges Includes an anti-forgery electronic chip • MIFARE technology, 13.56 MHz, ISO 14443A • ABS key fob format • Credit card format (85X54X0.8 mm).



SK9040 Surface-mounted anti-vandalism housing

Seamless concept in 15/10° embossed stainless steel • Designed to house the SK9001/ SK9030 units management device • Secured with 4 anti-vandalism screws (toolkit supplied) • Dimensions: 100X100X24 mm.



SK9091 Simple Key advanced software + USB encoder

The encoder connects to the USB port on the management PC, enabling you to encode proximity badges and radio transmitters as well as manage events • Supplied with installation CD • Software licence included.

**SK9071 Lift module (10 relays)**

Connects to management modules by 2 wires + power supply
 • Allows you to activate one (or more) temporary output relays to program badges • You can connect up to 10 housings or 100 levels • 12 V DC power supply • PVC housing for DIN rail mounts: 55X85X20 mm.

**SK9031 Internal Surface-mounted reader**

Mifare® to place on Surface • Connected to management unit by 2 wires + power supply • Maximum range 1000 m • Wiegand output for use with non-Comelit management modules • Secured with 2 screws + rawl plugs • 12Vdc power supply • Grey ABS housing, dimensions: 150X45X15 mm • To be completed with SK9020 control unit.

**WSC/Main System Control Cabinet**

Includes all central equipment power supplies etc for an 8 way system

**WSC/8 8 Way Isolation Cabinet**

The cabinet includes all equipment for an 8 way Floor/ Riser connection box

**WSC/16 16 Way Isolation Cabinet**

The cabinet includes all equipment for an 16 way Floor/ Riser connection box

Note

SIMPLEBUS

IPOWER

KIT

SIMPLICITY

SIMPLEKEY

Simplekey

SimpleKey





Access Control for residential and commercial applications

Simple to install and user-friendly, our solutions are designed to meet all requirements for access control in building management. SimpleKey is available in 2 ranges, each of which is targeted at different applications.

- Mifare® Technology -

BASIC



SimpleKeybasic



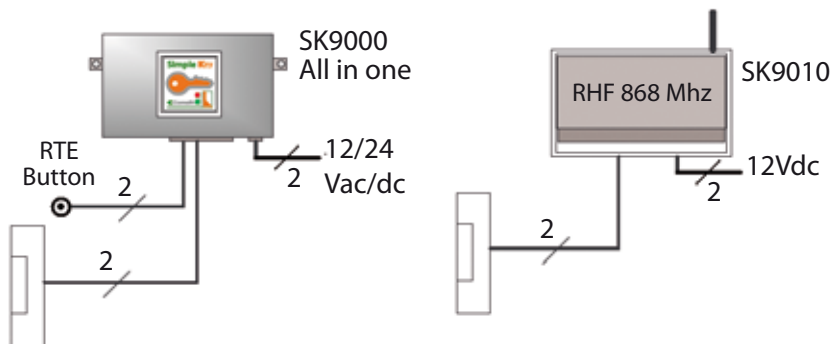
Designed for small, residential applications

Token management is reduced to an absolute minimum which makes the tokens simple to use. No programming is required.

Simply connect power to the SimpleKey module and swipe a badge across the reader. This has created the system master card which you can now use to validate additional tokens. You can cancel a lost or stolen token by editing the list in the software application that can be installed on a PC or by the portable programming device.

For gate automation purpose, the system is available in a 868 MHz transmitter version. The transmitters are equipped with two pushbuttons to control two different receivers.

- 1.500 electronic keys - 500 RF transmitter
- Simple programming by means of Master Card (first token offered automatically becomes MC)
- NO-NC voltage-free contact with adjustable lock time
- RTE input
- Integrates perfectly into any type of door entry panel
- Stand-alone vandal resistant modules
- Infrared controller required for single key deleting (by entering key serial no.)





SK9000 SimpleKey Basic management device complete unit-panel mounting

Stand-alone control unit module + integrated Mifare® reader to insert into Comelit housing • Watertight PVC housing • Capacity: 1500 tokens • Simple programming by using Master Badge. • Delivered ready for use. Start-up is initiated when you swipe the first badge over the unused unit. This becomes the master badge from which you can then add other badges • Adjustable timer lock output: 1 - 60 seconds, preset to 5 seconds • Edit the list of token numbers with portable programmer SK9070 or software SK9093 to cancel a badge. • 12 - 24 V AC / DC power supply.



3329 Powercom module

Designed to house the SK9000 control unit • Stainless steel module for integration into Powercom units
Dimensions: 112X89.5X22 mm.



3179 Vandalcom module

Designed to house the SK9000 control unit • Stainless steel module for integration into Vandalcom units
Dimensions: 106X106X9 mm.



SK9040 Surface-mounted vandal resistant housing

Stainless steel compact unit in 15/10° • Designed to house the SK9000 complete unit • Secured with 4 anti-vandalism screws (toolkit supplied) • Dimensions: 100X100X24 mm.



3330 Stainless steel facia for surface or flush-mounted housing

Designed to house the SK9000 complete unit • To be complete with Surface-mounted housing ref. 3316/1 or flush-mounted housing ref. 3110/1.



3316/1 Surface-mounted stainless steel housing

To be used with facia ref. 3330 • Dimensions: 123X123X32.5 mm.



3110/1 Flush-mounted PVC back-box

To be used with facia ref. 3330 • Dimensions: 127X127X45 mm.



Standard Key fob

Electronic proximity fobs


Includes an anti-forgery electronic chip • MIFARE technology, 13.56 MHz, ISO 14443A • ABS key fob format • Dimensions: 61X30. X7 mm. • Life time guarantee.

SK9050B blue	SK9050G green	SK9050GO grey/orange
SK9050Y yellow	SK9050GR grey/red	SK9050GG grey/green
SK9050O orange	SK9050GB grey/blue	
SK9050R red	SK9050GY grey/yellow	

SK9052 Credit card token

Electronic proximity badges

Includes an anti-forgery electronic chip • MIFARE technology, 13.56 MHz, ISO 14443A • ABS key fob format • Credit card format (85X54X0.8 mm).



SK9010 Stand-alone HF 868 MHz receiver

Control unit + HF receiver

For opening automatic gates, doors, roller shutters etc • Capacity: 500 transmitters • 868 MHz frequency, 100 m range (line of sight) • Integrated antenna • Direct management of receivers with the help of 3 buttons and 3 digits unit display • Adjustable 1 - 255 second timer • Cancel of a lost transmitter • 12Vdc power supply • PVC housing dimensions: 55X85X20 mm.



SK9060 2-channel 868 MHz transmitter

868 MHz transmitter, 2 channels, key fob design, conforms to norm EN 300-220

Powered by one 3V CR2016 battery • ABS housing with rubber buttons • Operating temperature: -20°C to +50°C • Weight: 45g • Dimensions: 65.5X34X13.2 mm.



4389 Power supply for SimpleKey modules

210/250 V AC input • 12 V DC 1.5 A output • 12 V AC 300 mA output • Filtered and regulated • Dimensions: 105X90X60 mm.



SK9070 Portable programmer

Enables a token to be cancelled from the reader (by swiping the programmer over the reader) • Fitted with display and alphanumeric keyboard • Powered by batteries or 240v supply • Supplied with 4 rechargeable batteries and charge.



SK9093 PC programming + serial cable

To program SK9000 complete unit via a portable PC (delete individual fobs, etc.) • Supplied with a cable for connection to the console and a software CD-ROM.



ADVANCED



SimpleKeyadvanced



Designed for larger residential applications

SimpleKey advanced is available as a stand-alone or a multi-user on-line version.

Tokens and transmitters are managed with the help of a PC software application. For maximum ease of installation, the programming essentials are contained in each token. The software allows you to manage an unlimited number of buildings with different types of users and access rights.

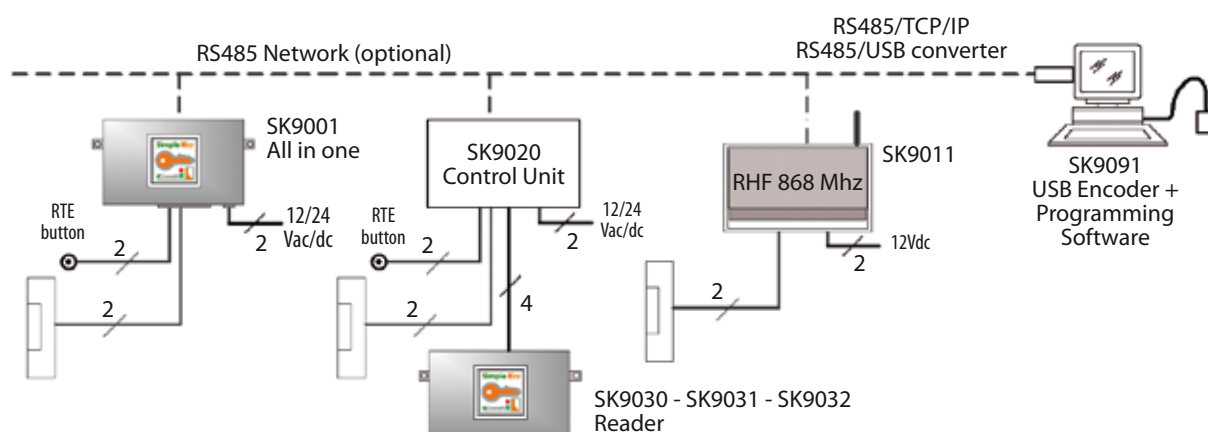
Simply program the badges with the help of an encoder connected to the PC via USB, then swipe a resident's token over the module to complete the programming process: The location code is recorded. All subsequent tokens are recorded on the controller when they are first swiped. Any tokens that need adding or replacing do not require any work on the controller.

In each apartment, key fobs are differentiated by colour.

There is an option to check the event history with a transfer badge, create permanent or temporary passes, or block the use of a lost token.

Similarly for gate automation purpose, the system allows you to manage 868MHz radio transmitters. You can differentiate between up to 3 transmitters for each apartment by changing the colour of the LED after programming. (Transmitter 1: green, transmitter 2: red, transmitter 3: orange).

- 1.500 electronic keys - RF transmitter
- Coloured fobs for systems with multiple fobs per apartment
- Simple programming by means of user-friendly software and USB encoder
- Unlimited number of sites
- Add new fobs without any on-site intervention
- Replace lost token without any on-site intervention (new token will automatically delete the old ones)
- Multi-door system with same access rights (no network - no programming required)
- Multi-door system with main/secondary scenario (no network - no programming required)
- Off-line events recording with transfer badge (no network required)
- Permanent or temporary multi-site universal badge for installer
- Lift control device
- Door forced alarm output
- Integrates perfectly into any type of door entry panel
- Stand-alone vandal resistant modules
- Readers can be connected to RS485 or TCP-IP network



**SK9001 SimpleKey Advanced complete unit- panel mounting**

Central stand-alone module + Mifare® reader to insert into Comelit housing • Watertight PVC housing • Capacity: 1500 badges per module • Programming: Badges encoded using PC software and USB encoder • Adjustable timer: 1 - 60 seconds, preset to 5 seconds • LED indicator for operation and diagnostics • Stores the previous 1000 events • Option to have "pass" transmitters and to manage primary and secondary doors • 1 entrance and 1 exit alarm • 12 - 24 V AC / DC power supply.

**SK9020 SimpleKey Advanced single-door control unit**

Single-door control unit for use with Mifare® readers • Capacity: 1500 badges per module • Programming: Transmitters encoded using PC software and USB encoder • Adjustable timer: 1 - 60 seconds, preset to 5 seconds • LED indicator for operation and diagnostics • Stores the previous 1000 events • Option to have "pass" badges and to manage primary and secondary doors • 1 entrance and 1 exit alarm • 12 - 24 V AC / DC power supply • PVC housing dimensions: 55X85X20 mm • To be completed with remote readers SK9030/SK9031/SK9032.

**SK9030 Panel mount reader**

Mifare® reader to insert into Comelit housing • Watertight PVC housing • 2 operation LEDs • Connected to management unit by 2 wires + power supply • Maximum range 1000 m • Wiegand output for use with non-Comelit management modules • 12Vdc power supply • Dimensions: 63X108X23 mm • To be completed with SK9020 control unit.

**SK9031 Internal Surface-mounted reader**

Mifare® to place on Surface • Connected to management unit by 2 wires + power supply • Maximum range 1000 m • Wiegand output for use with non-Comelit management modules • Secured with 2 screws + rawl plugs • 12Vdc power supply • Grey ABS housing, dimensions: 150X45X15 mm • To be completed with SK9020 control unit.

**SK9032 Internal Flush-mounted reader**

Mifare® reader provided together with 60 mm diameter circular back box • Supplied with white frame • Connected to management unit by 2 wires + power supply • Maximum range 1000 m • 12Vdc power supply • Dimensions: 80X80X8 mm • To be completed with SK9020 control unit.

**3329 Powercom module**

Designed to house the SK9001/ SK9030 units management device • Stainless steel module for integration into Powercom units • Dimensions: 112X89.5X22 mm.



3179 Vandalcom module

Designed to house the SK9001/ SK9030 units management device
 • Stainless steel module for integration into Vandalcom units •
 Dimensions: 106X106X9 mm.



SK9040 Surface-mounted anti-vandalism housing

Seamless concept in 15/10° embossed stainless steel • Designed to house the SK9001/ SK9030 units management device • Secured with 4 anti-vandalism screws (toolkit supplied) • Dimensions: 100X100X24 mm.



3330 Stainless steel facia for Surface or flush-mounted housing

Designed to house the SK9001/SK9030 units management device
 • To be complete with Surface-mounted housing ref. 3316/1 or flush-mounted housing ref. 3110/1.



3316/1 Surface-mounted stainless steel housing

To be used with facia ref. 3330 • Dimensions: 123X123X32.5 mm.



3110/1 Flush-mounted PVC back box

To be used with facia ref. 3330 • Dimensions: 127X127X45 mm.



Standard Key fob


Electronic proximity fobs
 Includes an anti-forgery electronic chip • MIFARE technology, 13.56 MHz, ISO 14443A • ABS key fob format • Dimensions: 61X30. X7 mm. • Life time guarantee.

SK9050B blue	SK9050G green	SK9050GO grey/orange
SK9050Y yellow	SK9050GR grey/red	SK9050GG grey/green
SK9050O orange	SK9050GB grey/blue	
SK9050R red	SK9050GY grey/yellow	



SK9051 Key fob "pass" badge-grey colour

Proximity electronic badges specially designed for access control
 Includes an anti-forgery electronic chip • MIFARE technology, 13.56 MHz, ISO 14443A • ABS key fob format
 Dimensions: 61X30X7 mm.

**SK9052 Credit card badge**

Electronic proximity badges

Includes an anti-forgery electronic chip • MIFARE technology, 13.56 MHz, ISO 14443A • ABS key fob format • Credit card format (85X54X0.8 mm).

**SK9053 Credit card transfer badge**

For retrieving all events stored on SimpleKey Advanced modules. Simply swipe the badge over the reader and read the information shown in the software • 4 KB capacity • Memory capacity for 330 events • Dimensions: 85X54X0.8 mm.

**SK9011 868 MHz radio module**

Control unit + HF receiver

For opening automatic garage doors • Capacity: 1500 transmitters per module • Programming: Transmitters encoded using PC software and USB encoder • Adjustable timer: 1 - 60 seconds, preset to 2 seconds • LED indicator for operation and diagnostics • Stores the previous 1000 events • Option to have "pass" badges and to manage primary and secondary doors • 1 entrance and 1 exit alarm • Wiegand output for use with non-Comelit management modules • 12Vdc power supply • PVC housing dimensions: 55X85X20 mm.

**SK9013 Mifare module for transferring events**

Optional card to connect to the receiver (temporarily or permanently) so that you can use event transfer cards. SK9053 for events log off-line • 12Vdc power supply • PVC housing dimensions: 55X85X20 mm.

**SK9014 Remote antenna for 868 MHz receiver**

Allows you to increase the radio receiver range • Supplied with Surface mount and 3 m cable.

**SK9061 3-channel 868 MHz radio transmitter**

868 MHz transmitter, key fob design, conforms to norm EN 300-220 Powered by one 3V CR2016 battery • 3 channels: 3rd channel obtained by pushing the 2 pushbuttons at the same time • ABS housing with rubber buttons • Operating temperature: -20°C to +50°C • Weight: 45g • Dimensions: 65.5X34X13.2 mm.

**SK9062 3-channel + proximity 868 MHz radio transmitter**

868 MHz bi-technology transmitter, key fob design, conforms to norm EN 300-220. • Contains a MIFARE® chip for use with proximity readers • Powered by one 3V CR2016 battery • 3 channels: 3rd channel obtained by pushing the 2 pushbuttons at the same time • ABS housing with rubber buttons • Operating temperature: -20°C to +50°C • Weight: 45g • Dimensions: 65.5X34X13.2 mm.



SK9091 Simple Key advanced software + USB encoder

The encoder connects to the USB port on the management PC, enabling you to encode proximity badges and radio transmitters as well as manage events • Supplied with installation CD • Software licence included.



SK9093 PC programming + serial cable

To program SK9001/SK9020 from a portable PC (date, time, etc.) • Supplied with a cable for connection to the console and a software CD-ROM.




4389 Power supply for SimpleKey modules

210/250 V AC input • 12 V DC 1.5 A output • 12 V AC 300 mA output • Filtered and regulated.



SK9070 Portable programmer

Enables a badge to be cancelled directly from the reader (by swiping the programmer over the reader) • Fitted with display and alphanumeric keyboard • Powered by batteries or on a 220v power supply network • Supplied with 4 rechargeable batteries and charger.



SK9071 Lift module (10 relays)

Connects to management modules by 2 wires + power supply • Allows you to activate one (or more) temporary output relays to program badges • You can connect up to 10 housings or 100 levels • 12 V DC power supply • PVC housing for DIN rail mounts: 55X85X20 mm.



SK9072 RS485-TCP/IP module for network connection

Allows you to connect SimpleKey Advanced modules to the local network or internet so that you can do the following:
Immediately cancel a lost badge or transmitter • Retrieve events • Open doors remotely • Change settings.



SK9073 RS485-USB module for network connection

Allows you to connect SimpleKey Advanced modules to the local network or internet so that you can do the following:
Immediately cancel a lost badge or transmitter • Retrieve events • Open doors remotely • Change settings.



[I] Comelit Group Spa

Via Don Arrigoni, 5
 24020 Rovetta S. Lorenzo (BG)
 Tel. +39 0346 450 011
 Fax +39 0346 714 36
 www.comelit.eu
 info@comelit.it

[B] Comelit Group Belgium

Z.3 Doornveld 170
 1731 Zellik (Asse)
 Tel. +32 (0) 24115099
 Fax +32 (0) 24115097
 www.comelit.be - info@comelit.be

[D] Comelit Group Germany GmbH

Brüsseler Allee 23 - 41812 Erkelenz
 Tel. +49 (0) 243190151-23 • +49 (0) 243190151-24
 Fax +49 (0) 24319015125
 www.comelit.de - info@comelit.de

[E] Comelit Espana S.L.

Josep Estivill 67-69 - 08027 Barcelona
 Tel. +34 932 430 376
 Fax +34 934 084 683
 www.comelit.es
 info@comelit.es

[F] Comelit Immotec

Siège: 18, rue Séjourné
 94000 CRETEIL CEDEX
 Tél. +33 (0) 1 43 53 97 97
 Fax +33 (0) 1 43 53 97 87
 www.comelit.fr
 contact@comelit-immotec.fr

[GR] Comelit Hellas

9 Epiru str.
 16452 Argiroupolis - Athens Greece
 Tel. +30 210 99 68 605-6
 Fax +30 210 99 45 560
 www.comelit.gr - telergo@otenet.gr

[IRL] Comelit Ireland

Suite 3 Herbert Hall
 16 Herbert Street - Dublin 2
 Tel. +353 (0) 1 619 0204
 Fax +353 (0) 1 619 0298
 www.comelit.ie - info@comelit.ie

[NL] Comelit Nederland BV

buitendijks 1-3356 lx papendrecht
 Tel. +31 (0) 786511201
 Fax +31 (0) 786170955
 www.comelit.nl - info@comelit.nl

[PRC] Comelit (Shanghai)

Electronics Co., Ltd
 5 Floor No. 4 Building No.30,
 Hongcao Road,
 Hi-Tech Park Caohejing,
 Shanghai, China
 Tel. +86-21-64519192/9737/3527
 Fax +86-21-64517710
 www.comelit.com.cn
 comelit@comelit.com.cn

[RU] Comelit Russia

Partiyniy per., n.1,
 korp.58, stroenie 1,
 6 floor, off. 21, 115093,
 Moscow
 +7(495)644-20-97
 www.comelit.ru
 info@comelit.ru

[SG] Comelit Far East

Block 1160, Depot Road #06-04
 Telok Blangah Industrial Estate
 Singapore 109674
 Tel. +65-6748 8563
 Fax +65-6748 8584
 office@comelit.sg

[UAE] Comelit Group U.A.E.

Middle East Office
 P.O. Box 54433
 Dubai U.A.E.
 Tel. +971 4 299 7533
 Fax +971 4 299 7534
 www.comelit.ae
 info@comelit.ae

[UK] Comelit Group UK Ltd

Unit 4 Mallow Park
 Watchmead Welwyn
 Garden City Herts
 AL7 1GX
 Tel: +44 (0)1707377203
 Fax: +44 (0)1707377204
 www.comelitgroup.co.uk
 info@comelitgroup.co.uk

[USA] Comelit Usa (formerly Cyrex)

250 W. Duarte Rd. Suite B
 Monrovia, CA 91016
 Tel. +1 626 930 0388
 Fax +1 626 930 0488
 www.comelitusa.com
 sales@comelitusa.com

Unit 4 Mallow Park - Watchmead Welwyn - Garden City Herts - AL7 1GX
 Tel: +44 (0)1707377203 - Fax: +44 (0)1707377204 - www.comelitgroup.co.uk - info@comelitgroup.co.uk

